



The Photographic Society  
of South Africa

# JAP - JUDGING LANDSCAPES



The Photographic Society  
of South Africa

## JAP - JUDGING LANDSCAPES

The approach to landscapes is different from eg. Sport and Nature.

The “action” is not just happening.

“Looking is not the same as seeing. When we enter the landscape with a camera, in our hands, more often than not we do not concede the image we are going to make. Instead, we become engrossed in the place and our reaction to it.

We see a nice scene and raise the camera to record it.

Later at home, we can reflect and measure the success of our images by comparing them to the memories of the event.”





The Photographic Society  
of South Africa

## JAP - JUDGING LANDSCAPES

The approach to landscapes is different from eg. Sport and Nature.

The “action” is not just happening.

“Looking is not the same as seeing. When we enter the landscape with a camera, in our hands, more often than not we do not concede the image we are going to make. Instead, we become engrossed in the place and our reaction to it.

We see a nice scene and raise the camera to record it.

Later at home, we can reflect and measure the success of our images by comparing them to the memories of the event.”

“Landscape Photography is the supreme test of the photographer and often the supreme disappointment” – Ansel Adams



Sometimes I do get to places just when God is ready to have somebody click the shutter – Ansel Adams

Pause  
A  
while



Learn  
To  
see





“You don’t just take a picture, you make a picture” – Ansel Adams



The Photographic Society  
of South Africa

# JAP - JUDGING LANDSCAPES

Basic Elements for a Good Landscape:

- Correct Exposure
- Correct Sharpness - Depth of field
- Correct Processing
- Composition
- Light



The Photographic Society  
of South Africa

# JAP - JUDGING LANDSCAPES

## Definition:

Scapes: is a term that covers the depiction of scenery such as mountains, valleys, trees rivers, forests, sea, cities, etc. where the main subject is a wide view with its elements arranged in a coherent composition. Scapes may be natural or man-made.

Landscapes: A genre intended to show different spaces within the world, usually vast and unending. A Landscape comprises of the visible features of an area and physical elements such as landforms, water, living elements of flora and abstract elements like lightning and weather conditions. It can include man/and or beast.



The Photographic Society  
of South Africa

## DEFINITION:

### Nature Landscapes:

A genre intended to show different spaces within the world, usually vast and unending. A landscape comprises the visible features of an area and physical elements such as landforms, water, living elements of flora and fauna and abstract elements like lightning and weather conditions. It could be pure nature or include animals. Man-made/cultivated subjects may not be included.



The Photographic Society  
of South Africa

LANDSCAPES:





The Photographic Society  
of South Africa

LANDSCAPES:

❑ NATURE: No manipulation; No man-made objects



# The Photographic Society of South Africa

## LANDSCAPES:

- ☐ NATURE: No manipulation; No man-made objects
- ☐ Seascapes: Open and/or Nature



# The Photographic Society of South Africa

## LANDSCAPES:

- ☐ NATURE: No manipulation; No man-made objects
- ☐ Seascapes: Open and/or Nature
- ☐ City Scapes: Open



# The Photographic Society of South Africa

## LANDSCAPES:

- ☐ NATURE: No manipulation; No man-made objects
- ☐ Seascapes: Open and/or Nature
- ☐ City Scapes: Open
- ☐ Open



## LANDSCAPES:

- ☐ NATURE: No manipulation; No man-made objects
- ☐ Seascapes: Open and/or Nature
- ☐ City Scapes: Open
- ☐ Open

These are the main categories



## LANDSCAPES:

- ☐ NATURE: No manipulation; No man-made objects
- ☐ Seascapes: Open and/or Nature
- ☐ City Scapes: Open
- ☐ Open

These are the main categories.  
We have to add two sub-categories..



## LANDSCAPES:

- ☐ NATURE: No manipulation; No man-made objects
- ☐ Seascapes: Open and/or Nature
- ☐ City Scapes: Open
- ☐ Open

These are the main categories.

We have to add two sub-categories..

➤ Panoramas: Ratio: 2:1 minimum



## LANDSCAPES:

- ☐ NATURE: No manipulation; No man-made objects
- ☐ Seascapes: Open and/or Nature
- ☐ City Scapes: Open
- ☐ Open

These are the main categories.

We have to add two sub-categories..

- Panoramas: Ratio: 2:1 minimum
- Micro Landscape: a landscape without a horizon;  
.... Not all landscapes have to have a horizon



# Nature









# Seascapes









# Cityscapes









Open









# Panorama












Micro













Perspective:

use the  
correct  
lens for  
the scene;  
Wide-  
Telephoto





















































The Photographic Society  
of South Africa

## COMPOSITION:

The placement and arrangement of visual elements in a photograph.

Photographers start with a full canvas and has to decide what to include and what to exclude.





The Photographic Society  
of South Africa

## COMPOSITION:

The placement and arrangement of visual elements in a photograph.

Photographers start with a full canvas and has to decide what to include and what to exclude.

A good photograph is knowing where to stand: Ansel Adams



The Photographic Society  
of South Africa

## COMPOSITION:

The placement and arrangement of visual elements in a photograph.

Photographers start with a full canvas and has to decide what to include and what to exclude.

A good photograph is knowing where to stand: Ansel Adams

## RULES?





The Photographic Society  
of South Africa

## COMPOSITION:

The placement and arrangement of visual elements in a photograph.

Photographers start with a full canvas and has to decide what to include and what to exclude.

A good photograph is knowing where to stand: Ansel Adams

RULES?

NO!



The Photographic Society  
of South Africa

## COMPOSITION:

The placement and arrangement of visual elements in a photograph.

Photographers start with a full canvas and has to decide what to include and what to exclude.

A good photograph is knowing where to stand: Ansel Adams

RULES?

NO!

Guidelines;  
Decisions.





The Photographic Society  
of South Africa

COMPOSITION ELEMENTS:



The Photographic Society  
of South Africa

## COMPOSITION ELEMENTS:

1. Balance





The Photographic Society  
of South Africa

## COMPOSITION ELEMENTS:

1. Balance

2. Vantage point:

Left/Right

High/Low



# The Photographic Society of South Africa

## COMPOSITION ELEMENTS:

1. Balance

2. Vantage point:

Left/Right

High/Low

3. Horizon





# The Photographic Society of South Africa

## COMPOSITION ELEMENTS:

1. Balance

2. Vantage point:

Left/Right

High/Low

3. Horizon

4. Point of Interest



## COMPOSITION ELEMENTS:

1. Balance
2. Vantage point:
  - Left/Right
  - High/Low
3. Horizon
4. Point of Interest
5. Vertical/Horizontal





## COMPOSITION ELEMENTS:

1. Balance

2. Vantage point:

Left/Right

High/Low

3. Horizon

4. Point of Interest

5. Vertical/Horizontal

6. Depth of Field



## COMPOSITION ELEMENTS:

1. Balance
2. Vantage point:
  - Left/Right
  - High/Low
3. Horizon
4. Point of Interest
5. Vertical/Horizontal
6. Depth of Field
7. Lines





The Photographic Society  
of South Africa

## COMPOSITION ELEMENTS:

1. Balance
2. Vantage point:
  - Left/Right
  - High/Low
3. Horizon
4. Point of Interest
5. Vertical/Horizontal
6. Depth of Field
7. Lines

Create Depth; 3 Dimentional



The Photographic Society  
of South Africa

## COMPOSITION ELEMENTS:

1. Balance
2. Vantage point:
  - Left/Right
  - High/Low
3. Horizon
4. Point of Interest
5. Vertical/Horizontal
6. Depth of Field
7. Lines

Create Depth; 3 Dimentional  
Simplicity is KEY



# 1. Balance


















































































## 2. Vantage Point

High;  
Low

























Left;  
right









### 3. Horizon






























vertical;  
horizontal

















## 5. Point of Interest





























## 6. Depth Of Field

A landscape does NOT always have to be sharp from front to back.































# 7. Lines



































# The Photographic Society of South Africa

## LIGHT:

- Paying more attention to light, (not new equipment), is perhaps the single most important step you can take to improve your photography!





## LIGHT:

- ❑ Paying more attention to light, (not new equipment), is perhaps the single most important step you can take to improve your photography!
- ❑ Dynamics of light:
  - Carries colour
  - Direction
  - Creates texture and form (shadows)



Night











25 sec  
ISO 5000  
F 4.5





46 min  
ISO400, f8



Carries  
Colour

























Midday





Midday

Wrong?





















Golden Hour









Mid morning/afternoon

















Twilight/dusk

























Misty/overcast

















Golden hour















Direction





























MONO













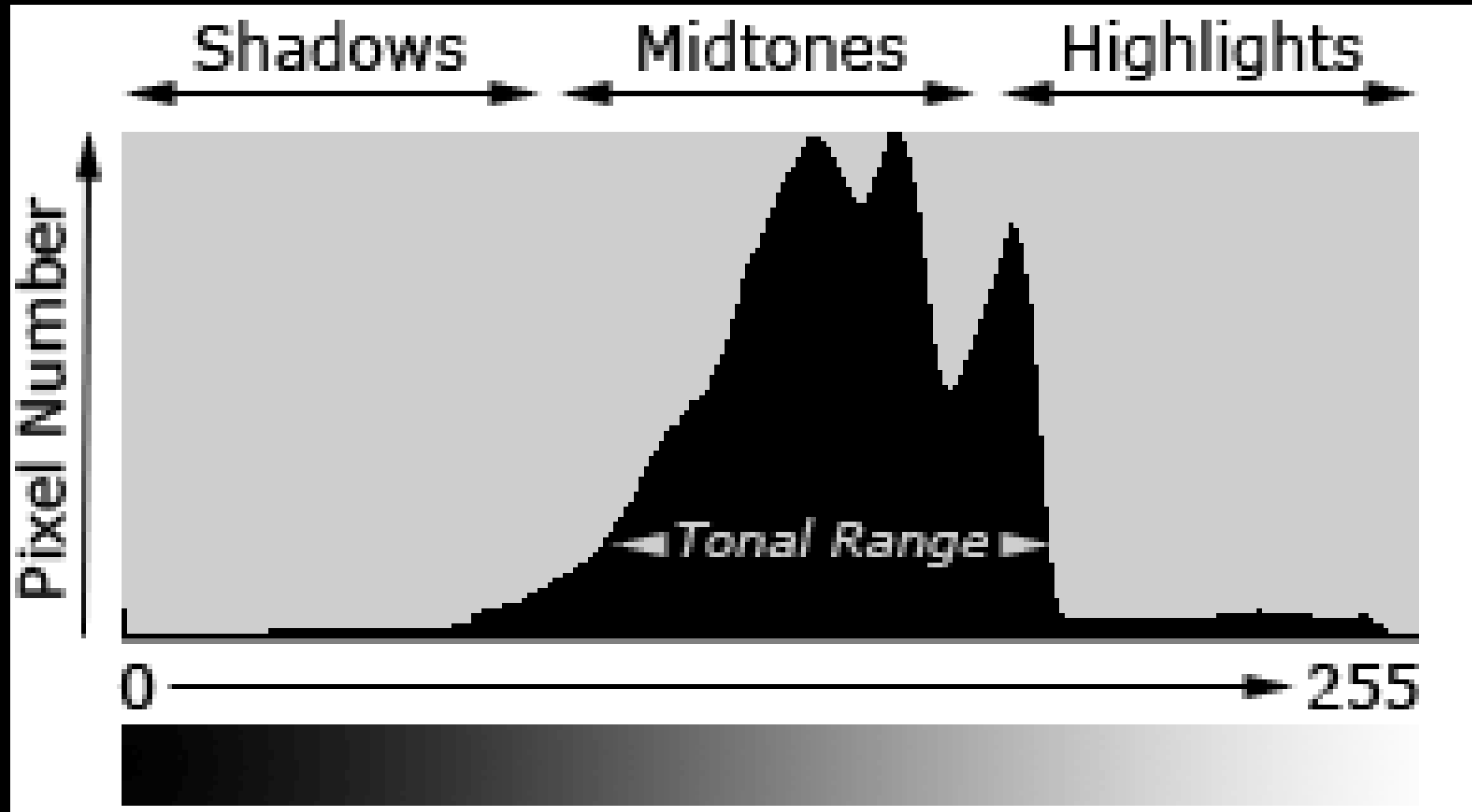








# Processing































# The Photographic Society of South Africa





