

e FLASH



AUGUST 2024

WWW.PRETORIAPHOTOGRAPHIC.CO.ZA



Soft light takes me home
Santie van Eck



Lilac breasted roller
Boshoff Steenekamp



PRETORIA PHOTOGRAPHIC SOCIETY

www.pretoriaphotographic.co.za

PO Box 73056, Lynnwood Ridge, 0040

Photo-Vault-Online Entries

www.photovaultonline.com

COMMITTEE MEMBERS

President/Formal Meetings/Public Relations	Thelma v.d. Schyff	president@pretoriaphotographic.co.za thelma@aeternoplanning.com	082 784 0392
Vice President/Internal Liaison/ New Members	Pine Pienaar	pienaar459@gmail.com	076 833 6613
Informal Meetings / Photo Café	John Tapuch	john@ecofab.co.za	083 653 2438
General Secretary Competition Secretary	Sonja de Klerk	ppsannouncements@gmail.com sonsdeklerk@gmail.com	082 778 9249
Treasurer Finances/Membership	Frans Mohr	pps.finances@gmail.com	083 227 8676
Website/Social Media	Carina Munday	carina.munday@gmail.com	082 322 9895
Special Interest groups	Santie van Eck	santie@wildspanhunting.com	076 733 4466
Photovault Team/ TOP	Karin du Toit	pvo@pretoriaphotographic.co.za	
Outings/Workshops	Giuseppe Carbonatto	outings@pretoriaphotographic.co.za	082 332 5748
e-Flash Editor	Joan Fouché	joan.fotracon@gmail.com	082 410 7678
Refreshments	Diana van de Wiel	eswdiana@gmail.com	083 527 8237

ORGANISATION	WEB-SITE LINK
Steve's Digicams (Reviews)	www.steves-digicams.com
Digital photography review	www.dpreview.com
Photoanswers (Practical Photography)	www.photoanswers.co.uk



PPS is affiliated with PSSA

INDEX	page
WHAT'S HAPPENING	3
PROMOTIONS	3
END OF YEAR CATEGORIES	4
SET SUBJECTS & INNING 2024	5
ENTRIES FOR CLUB COMPETITONS	6
RULES FOR OUTINGS AND INNINGS	6
SERVICE TO THE CLUB	6
NATIONAL SALON DATES	7
SALON ACCEPTANCES	7
OUTDOOR PHOTO ADVERTISEMENT	8
PRESIDENT'S PAGE: Thelma v.d. Schyff Still alive and well, and never been abandoned	10
PHOTOGRAPHS: Winners July 2024	14
ARTICLES: Different strokes for different folks - John Tapuch	26
Photography Terms – Linda Martin and Expertphotography.com	28
PPS Annual Photo Story Competition Pine Pienaar	32
Photo Café/Outings/Workshops	34
PPS BIRTHDAY LIST	35

NEW MEMBERS

Pine Pienaar our Vice President is the contact for answers on new membership and the workings of the Pretoria Photographic Society. Contact Pine at pienaar459@gmail.com
As per usual, the annual subscription fees are reduced by half for members who join after March.

WHAT'S HAPPENING

6 August 2024 Hybrid meeting	AGM @ NG Church Lynwood Sussex Avenue 19H00
20 August 2024 Hybrid meeting	Formal Meeting @ NG Church Lynwood Sussex Avenue 18H45
Judges: July 2024	Giuseppe Carbonatto Rudi Pothas Natasha Bird (Benoni CC)

PROMOTIONS

Charles Costello 1* to 2*
Mary-Ann Costello 1* to 2*
George Stevens 2* to 3*
Zhongjie Huan 2* to 3*
Boshoff Steenekamp 2* to 3*
CONGRATULATIONS!!!!!!
PLEASE REMEMBER when you receive a promotion to update the Star Level on PhotovaultOnline before your next entry. These levels should just be a single digit: 1, 2, 3, 4, 5.

KNOWING YOUR STATUS IN STAR RATING

Photovault can now generate this information. Please verify your rating to ensure that Photovault is correct. Please contact Sonja de Klerk at sonsdeklerk@gmail.com

END OF YEAR CATEGORIES 2024

The competition categories for the Junior and Senior streams are:

Landscapes	Outdoors scenes, seascapes, urban/cityscapes.
Visual Art Photography	Achieving an artistic effect through application of creative techniques.
Nature	Living, natural organisms (undomesticated) in their natural habitats. Plants and animals included. Excluded: Scenic/ landscapes/ cityscapes. <i>Images may not be manipulated and must conform to the PSSA Ethical Guidelines</i>
Macro and Floral	Includes both Macro (Close-up pictures of any subjects) and Floral (Flowers in their natural state or under controlled conditions)
Photojournalism	Newsworthy, story-telling pictures including sport. <i>Images may not be manipulated</i>
Portraits	Includes both Animal and Human portraits.
Pictorial	Open category. It includes Architecture.
Monochrome	In this category the subject is totally open. Colour images will be disqualified.
Best of the Year	All category winners will compete automatically
Most Versatile Author	Entrants shall submit a panel of five (5) images each selected from five (5) different categories.
Most Golds and COM's	The member who achieved the most Gold and COM awards in monthly competitions, as recorded in the results of the competitions
Article for e-flash	Most articles written for the e-Flash

SET SUBJECTS 2024		
MONTH	SET SUBJECT	DESCRIPTION
JANUARY	Monochrome Minimalism in any Genre	Eliminate the clutter with clean lines, empty spaces and only the essential elements
FEBRUARY	Blue sky thinking	Make the special "Blue light" just after sunset or before sunrise the focus of your land, sea, or cityscape.
MARCH	Fine Art Colour Image using negative space	Create a Fine Art Colour Image using negative space. Use artistic freedom to manipulate the image
APRIL	Low Light Photography	Astro, Milky Way, star or light trails, Cityscapes, amusement parks or street photography using only existing light.
MAY	Macro or Close-up Patterns in Nature	Focus on the natural world by filling the frame with your subject. Illustrate patterns, leading lines, or repetition.
JUNE	Panorama	Use symmetry, mirroring, or repetition as an instrument to enhance a Panoramic image.
JULY	Create Silhouettes or shadows	Enhance the characteristics of any living creature in any genre or colour.
AUGUST	Patterns, Repetition or Reflection to enhance Architectural Details	Focus on Patterns, Repetition or Reflection to enhance Architectural Details in an image.
SEPTEMBER	Pictorial Landscapes with abandoned buildings as main focal point and subject	Create a Pictorial Landscapes with abandoned buildings as the main focal point and subject.
OCTOBER	Flowers, leaves or insects as subjects	Put all emphasis on the detail by use of focus stacking, or in contrast create out-of-focus images using movement, colour contrast, negative space and bokeh.

INNING THEMES 2024		
MONTH	INNING THEME	DESCRIPTION
JANUARY	Solo Pet Portraiture	Only one pet portraiture
FEBRUARY	Reflections, no water	No reflections in water
MARCH	Oil on water in colour	Oily patterns in water
APRIL	Minimalistic Flower	Only flowers and minimalism
MAY	Visual Art	In camera or post edited manipulation is encouraged.
JUNE	Shadows	Shadows must be the main object in your composition
JULY	Double exposure	In camera double exposure
AUGUST	Minimalism in any form	Any genre minimalism
SEPTEMBER	Emotions	Emotions in human or animal subjects
OCTOBER	Vintage objects	Focus on vintage objects, tools or any detailed object.

MONTHLY ENTRIES FOR CLUB COMPETITIONS:

<p>Dear PPS club members</p> <p>When entering your photos for the formal evenings, could you please remember the following:</p> <p>You are allowed one entry in the SET SUBJECT</p> <p>and three entries in either of the following categories:</p> <ol style="list-style-type: none"> 1. VISUAL ART 2. NON-MANIPULATED – Nature or PJ according to PSSA rules 3. OPEN – Manipulation allowed 	<p>For your EXTRA ENTRY please do the following:</p> <p><u>Workshop:</u> Model in a red dress W</p> <p><u>Outing:</u> Newtown_O</p> <p><u>Inning:</u> Kitchen_I</p> <p><u>Resubmission:</u> Sunset over the dam RS</p> <p>Only members who have judged the previous month are allowed to enter more images.</p>
---	--

RULES FOR OUTING AND INNINGS

<p>In terms of a resolution taken at a General Meeting on 4 October 2022 members will have an option to enter either an Outings image or an Innings image as an additional entry during the monthly completion, as from 2023. This will ensure that members who are unable to attend a monthly outing to also have an opportunity to participate and embark on a creative challenge each month.</p> <p>Members can enter either an Inning image or an Outing image, but not both.</p> <p>Inning images can only be entered in the month specified for a specific topic, e.g., January – Something in the Kitchen</p> <p>An outing image may also be entered in the month following the outing.</p> <p>Only one image per inning or outing is allowed.</p> <p>Clearly mark your image as _I for Innings and _O for Outings. E.g. Chasing each other O</p>

SERVICE TO THE CLUB:

<p>You can serve the club by providing two or more of the services listed below throughout the year. Remember you must provide regular service to the club for it to qualify.</p>	
<p>List of services:</p> <ul style="list-style-type: none"> • Judging at the monthly competitions. • Writing articles for the e-Flash. • Writing tutorials for the e-Flash. • Assisting with / hosting outings. • Assisting with / hosting workshops. • Assisting with / hosting tutorials. 	<ul style="list-style-type: none"> • Providing snacks and refreshments for informal meetings. • Organising a speaker or speaking yourself for either the informal or formal meetings. • Photographing the year-end function. • Organising the end of year function.

NATIONAL SALON DATES	2024
Witzenberg Photographic Society National Salon	3 August
Durban Camera Club Digital Salon	17 August
PSSA National Youth Salon	24 August
Centurion Camera Club Salon	31 August
AV Makers National AV Salon	8 September
Randburg National Digital Salon	14 September
HPCS National Digital Salon	28 September
Tygerberg Digital Salon	12 October
PSSA Up & Coming	19 October
Krugersdorp Camera Club Digital Salon	26 October
SPC National Digital Salon	9 November
Bethal National Salon	11 January 2025
Visit www.pssa.co.za for more information and entry forms.	

All salon results administered by Photovault are registered automatically by the system. Please ensure correctness of your details in Photovault regularly. Those salons, not using Photovault still need to be captured manually. Contact Sonja de Klerk if there are any discrepancies, at ppsannouncements@gmail.com

We would like to motivate all members to take part in the PSSA salon and international scene where possible. Advancement from 3-star and 4-star require a few salon acceptances. The salon acceptances that are used to calculate promotions have a cut-off date 14 days before the meeting, to allow the competition secretary to update files. Acceptances after this date will be considered the next month.

SALON ACCEPTANCES

F1 Stop Camera Club

Santie van Eck

The Dawn of a new Day
Sheikh Zayed Grand Mosque
Magnitude
Focused
Dubai City of Distinction



Sonja De Klerk

Curious
Yummy

Fransie Stevens

Moving Heaven and Earth
Hey Diddle Diddle

George Stevens

Step Back

Giuseppe Carbonatto

Skilpiesbaai
Into the unknown
Perfect formation
Black chested snake eagle



TAF National digital Salon

Sonja De Klerk

The vegetarian
Curious
Loadshedding in Italy
Sharpened
The window washer

Karin du Toit

Portal to other worlds

Linda Martin

Cats Paw in Oil_I

Fransie STEVENS

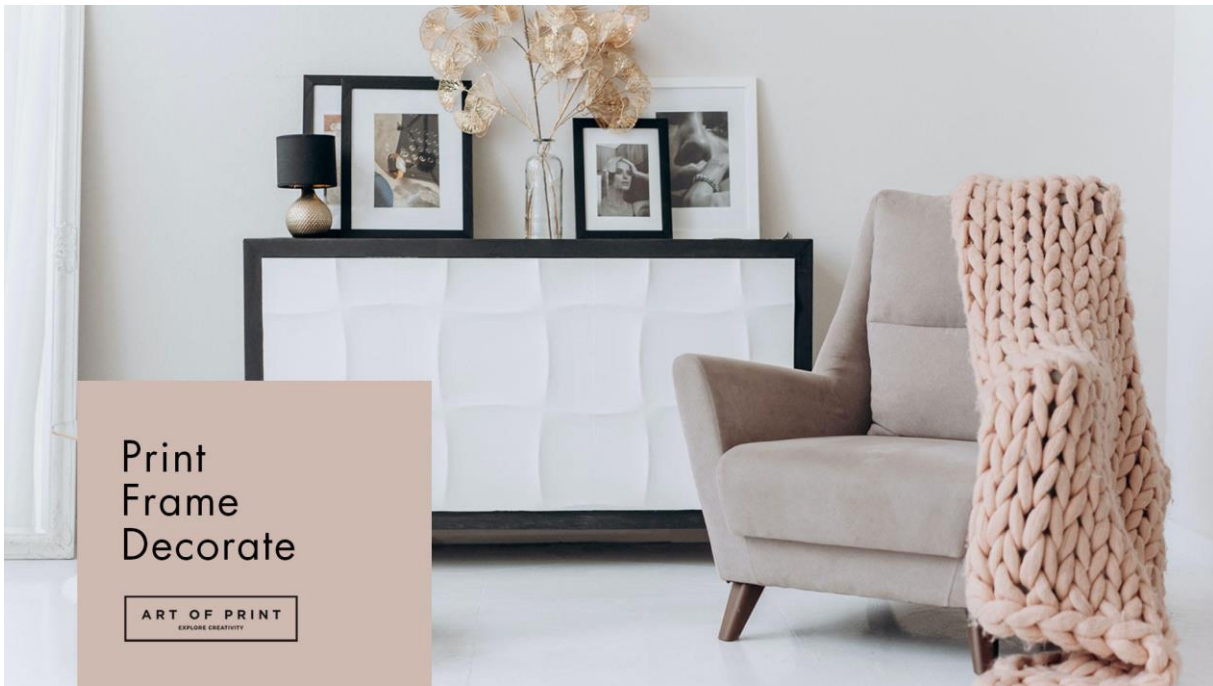
Good morning
I am stronger

George Stevens

Family gathering
Headlock



Outdoor Photo:




Contact No: (012) 348 3693/www.outdoorphoto.co.za

President's Page: Thelma van der Schyff Still alive and well and never to be abandoned

Doing photography is about capturing images that catch our attention. This is usually something that we find important, or pretty, or drawing you into the picture.

The “perfect” image is always the aim, like the photographer who spent years trying to catch the kingfisher at just the right moment.



(It took Alan McFadyen 6 years, 4,200 hours and 720,000 photos to get this shot)

However, not everybody can spend so much time and be that motivated to go to this extreme for this result. We, lesser mortals, have many interests and aims when photographing our interests. On the other side of the spectrum, there is the “imperfect” subject matter that makes for great photography. Also, not everybody has the time and means to travel extensively for finding THE image. That then brought to mind finding images in and around Pretoria that is easy to do and still requires some skill.


One thing that our Jacaranda City has, is architecture with lots of potential. Our CBD provides many buildings designed by great architects to pique our interest. Unfortunately, some of them are not too accessible. On the other hand, if a building is hard to get in, it may be better preserved.

Close to Church Square, one finds the Capitol Theatre. It is not really an abandoned building, as the main floor is used for parking. Inside the décor, the stage and some seats are still there. African Theatres, Limited, built Super Atmospheric Theatres in South Africa, where the Capitol was the second to be built. The idea was to give the feeling of sitting in a street, under the stars, with soft light on the sides. The Capitol Theatre has for its model the Italian Renaissance style at which time was at its zenith, also portrayed in Fine Arts. It seated 2 500 people.



In its heyday it boasted a Wurlitzer organ, star spangled ceilings and a grand foyer of over 70 meters in size. In 1974 it was stripped of its furnishings on the ground floor to make place for a parking garage.


Another old building is the Ou Staatsmuseum next to the Pretoria Zoo's main entrance. That one is a proper abandoned building. It is doubtful if one will be able to take photos, but there is very little left of it anyway.



This old building is situated on the grounds of the National Zoological Gardens. It was established towards the end of the 19th century. Building operations were interrupted by the Anglo Boer War

and the incomplete building was used as offices by the British forces. It was completed 1902 and officially opened, complete with exhibits, on 15 December 1904. Today the outside may still make some good images.

A memory I carry from my school days, is the visit we had to Pretoria to visit places of interest and this was one of the museums we visited. The only thing I remember is the mummy they had on display. I remember the wrappings and on the one foot the cloths were worn away and you could see the toe, amazingly preserved with the footprint on the toe showing clearly. If I am not mistaken, it was moved to the National Cultural History Museum. The mummy is currently housed in the African Window exhibition area of this museum and was originally brought to South Africa during the 19th century. In April 1899, it was recorded that the 'Staatsmuseum' received a mummy from government mining engineer J. Klimke. The building now stands empty. In the CBD of Pretoria is the Old Synagogue. State President Paul Kruger gave the land to the local Jewish community to build a synagogue. It was the first permanent synagogue established in Pretoria. In 1952, the congregation moved to a larger site. The building and site remains under the control of the Department of Public Works and Infrastructure.



The Westford Village is what is left of the Westford Leprosy Hospital that was established in 1897. Unfortunately, the way of any development is that it gets older and needs lots of upkeep and attention and love to stay well preserved. If not, decay is taking root and it becomes dilapidated and too soon, only ruins remain.



The site lost its medical use in 1997, was mothballed and abandoned, after which it was appropriated. It is now home to a vibrant multi-racial community. The originally isolated sites now being engulfed by fast-encroaching suburbia.

Our subject for September is “Create a pictorial landscape with abandoned buildings as focal point.” What a great challenge. You have already given us amazing landscapes, but now add the abandoned element as focal point. The most famous abandoned houses that we can visit will probably be Kolmanskop in Namibia. I look forward to seeing what you can surprise us with.



Until next month, all you great people

Regards

Thelma

Winning Photos JULY 2024:



*Best 7 Star:
Out of the blue
Kagiso Langa*

*Best 2 Star
COM & Best
Non-Manipulated
image
Resting lilac
breasted roller
Boshoff Steenekamp*





*Best 3 Star
Best Visual Art
& Best Junior:
Beautiful Blue
Christelle Swart*

*Best 4 Star:
Contrasts of
colour and shape
Marianne Ver Loren
van Themaat*





*Best 5 Star
Best open
& Best Senior:
The window washer
Sonja de Klerk*

*COM
Ballet on a
Rocky Beach
Bill Zurich*



Set Subject:



*Best Set Subject:
Mother Duck
Johan Hosten*

*Early birds
at Modderfontein
Marlene Birkholtz*





Golden Dawn
Tony Roberts

GNE SS
Ann Roberts





*Sunrise
Boshoff Steenekamp*

*Stone Chat sunset
Charles Costello*



Good images:



*Township cat
Karin du Toit*

*Darling you forgot
to comb your hair
Santie van Eck*





*Whip landing
Hennie Stoffberg*

*Inside Melbourne Library
Marlene Birkholtz*





*Late autumn
indicated by a leaf
Zongjie Huan*

*Big fat worm
for lunch
George Stevens*





*Pole sitter
Bill Zurich*

*Dancer after Sunset
Bill Zurich*





*Giant Twig
Wilted Bug
Tony Roberts*



*My gardening skills
Thelma vd Schyff*



Misty Morning Sunrise
Casper van Eck

Eye to Eye
George Stevens



Articles:

Different strokes for different folks – John Tapuch

In the Art world, there are so many different styles and genres of the various famous painters. The same goes for photography. With regards to our guest speaker Dirk Heyns last week, discussing the benefits of acquiring the latest equipment enabling you to photograph images that will be sharper, especially in low light, and providing you are photographing fast moving objects, this certainly makes sense. But the equipment he was alluding to, would set you back at least R100,000 for a Canon R6, with a standard and 100 -500mm lens.

One cannot discount the fact that the standard of images, especially Wildlife, compared to a few years ago, is at another level. Just look at some of the photo entries at salons lately. Which means, that when one submits an image taken with last generation equipment, especially of a moving object, e.g. wild animals etc. one must be very careful that it is pin sharp, as this has become the norm and judges are more critical now than ever.

However, I and other members, only have the last generation equipment and I am quite happy with my lot. I just need to turf out images that are not up to standard. Photos that might have just made it in the past, are now not quite sharp enough.

Another essential element in producing top quality images, is making use of some post processing programmes, where Lightroom is a popular one to use. Therefore, one does not necessarily need have a great photo composition, but rather have a good knowledge in Post Processing. So, if you are quite familiar with your camera and are skilled in the understanding of your software, you should produce some very nice images.

Often this is particularly true in the club scene, especially whilst climbing up the ladder to acquire higher Star achievements. Judges would rather give high marks for a technically well produced image than an aesthetically good one, with a few small technical faults.

Now there are many current photographers, who are turning back to film cameras. I suppose this is because they prefer getting it right manually, in camera, the first time, as it cannot be treated

the same as a digital image, processed using post processing. In fact, they are not interested in hi-tech equipment but prefer doing all their adjustments the old fashion way. They are even shooting on medium and even large and extra-large format cameras. They do not like the idea of just shooting away at x frames per second and choosing one that might be suitable. Obviously, with large format cameras, they are restricted to only shooting static objects.

These film photographers take their time, spend hours looking for the right composition and lighting conditions, then take one or two images and hopefully they come out well, once processed. If not, they will have just wasted \$10 (R200) per sheet of 4x5 inch film. They do not always get it right, but once they do, the detail quality of the image is amazing. This I recon, is what makes it such an exciting challenge. Ansel Adams style.

These cameras could alter the lens position (Tilt shift) of the interchangeable lenses, thus preventing converging lines, which is wonderful for photographing architecture and still life objects.

I personally still own both medium and large format film cameras, which I occasionally professionally used in the last millennium, mainly for reproducing hi res copies of valuable art. But, with our current exchange rate, this is far too risky for me to venture down that road today.

Maybe when my ship comes in and I realise that I really need to slow down, I will take out and dust off my old Linhoff 4x5 camera. Hopefully there will still be someone importing this film into the country.

Come to think of it, by that time I will probably be too old and feeble to lug around that contraption with all the accessories.

There are several Large Format photographers on You tube nowadays. One guy, an American who is very laid back and makes some interesting You tube videos, is Shane Dignum. (Old school). He also makes his own wooden cases, furniture etc. He is worth a view.

Photography Terms

Discovered by Linda Martin with help from Expertphotography.com

I was surprised to learn that there are some 129 Photography Terms!

Crazy or what?

And with certain countries love of abbreviations and using a few alphabet letters to describe things, is it any wonder that we get lost in a “soup of A B C” and a language very alien to our everyday needs.

So, I thought I would share some of them with you. I decided to avoid the arcane and highly technical, also those involved with movies and the sorts of cameras most of us will probably never own or use.

Photography Terms for Cameras

360 Camera

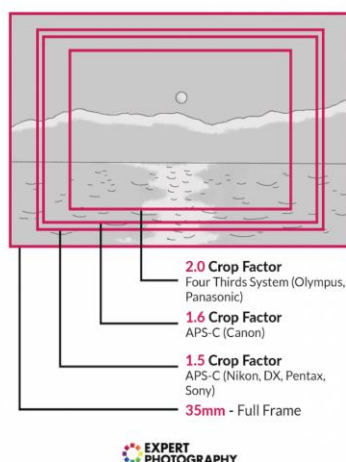
A 360-degree camera lets you record your scene in a full-circle panorama. You can create photographs and videos that viewers can move around in.

APS-C

The advanced photo system type C (APC-C) is an image sensor format. It's approximately equivalent in size to the “classic” negatives of 25.1× 16.7 mm, with an aspect ratio of 3:2.

APS-C sensors are also called “crop sensors.” You can find APS-C cameras in manufacturers’ entry-level DSLR, beginner, and mid-range camera lineups.

Compared to the 35 mm full-frame format, this gives a lens a crop factor of 1.5 to 1.6x. A 50mm lens is effectively an 80mm full-frame equivalent.



Full Frame

“Full frame” refers to digital cameras with an image sensor size equivalent to a 35mm film frame of 36mm x 24mm. They offer high image quality and resolution, better low lighting, less noise and shallower depth of field capabilities.



Micro Four Thirds

Micro Four Thirds (MFT or M4/3) can refer to a camera sensor format or lens mount. The MFT lens mount was released by Olympus and Panasonic in 2008.

An MFT sensor measures 18 × 13.5 mm, with an aspect ratio of 4:3 and a 2x crop factor.

CMOS

The complementary metal-oxide-semiconductor (CMOS) is a type of imaging sensor. It's used in modern imaging systems, such as DSLRs and mirrorless cameras.

They operate at significantly lower voltages than CCD sensors, consuming less power. They were once considered an inferior technology. Today, they have been vastly improved. And CMOS sensors are the more common sensor type of the two.

CCD

A charge-coupled device (CCD) is a semiconductor device. CCDs differ from CMOS sensors because their pixels cannot be accessed individually. The readout is thus time and energy-consuming.

DSLR

A DSLR is a “digital single-lens reflex” camera. They work with the same mechanical system as single-lens reflex cameras (SRLs). But instead of using film, they capture the image digitally and store it on a memory card.

Many camera brands have discontinued production of DSLRs

Mirrorless

Mirrorless camera systems have become the norm in digital photography. The term generally refers to more advanced devices, MILCs. This abbreviation means “mirrorless interchangeable lens cameras.” Removing the mirror makes cameras faster, lighter, and quieter. This means you can no longer look through the lens optically when composing. Instead, an electronic viewfinder (EVF) and a digital screen (LCD) are used.

LCD

A liquid-crystal display (LCD) is on the back and sometimes the top of digital cameras. It’s a screen that shows you an electronic view of the scene or your captured images.

LCDs work by blocking the light. These are made of two polarized glasses, and between them, there is a liquid crystal. These crystals turn due to electricity. Electricity can be changed at every point. This way, the amount of light can be ruled.



Point-and-Shoot

A point-and-shoot camera is also known as a compact camera. It is small enough to fit in your pocket. Its sensor is small. It starts at 1/2.7 inches (5.37 x 4.04 mm). The lens is not interchangeable, and automatic systems set the exposure and other options.

Dynamic Range

Dynamic range is the range of light intensities from the largest to smallest values in an image. Camera sensors with a higher dynamic range offer more flexibility during shooting and editing. They are also more expensive.

Light Meter

A light meter measures the light in a scene, determining the proper exposure. Light meters are built into cameras. They let the user determine which shutter speed, f-stop, and ISO to use.

A light meter performs two functions. "Incident" measures the light falling on a scene. And "Reflected" reads light bouncing off the subject.

Resolution

Camera resolution is measured in pixels and megapixels (MP). An image that measures 5184 x 3456 pixels is equal to 17.9 MP. A higher resolution helps with cropping and larger printing. In terms of editing, it gives you room to play around.

You can have a great sensor, but image resolution depends on your lens. Sometimes, it's better to choose a cheaper camera and a more expensive lens than a pricey camera with a cheap lens. Knowing what you get from your sensor is handy, but use the right lenses, helps too.

Shutter

The shutter lets light pass through the camera and hit the sensor for a determined period. Certain types of shutter mechanisms include a leaf shutter, central shutter, or electronic shutter.

Viewfinder

A viewfinder is that part of the camera that you look in and see the image you capture. It shows the field of view. DSLRs use an optical viewfinder that lets photographers see exactly what the lens sees.

As we removed the mirror from modern camera systems, we also lost a real view through the lens (TTL).

We did pick up an electronic feed through the lens. You see this via the LCD screen on the back of a camera.

The sensor records what your lens sees. Then, a small electronic display shows the picture in the small viewfinder window. This way, you don't necessarily have to use the large LCD. The LCD can be difficult to use in very bright conditions.

I found this part one of the article interesting.

I will prepare the next part for next month.

Watch this spot for:

Photography Terms for Lenses.

THE PPS ANNUAL PHOTO STORY COMPETITION – Pine Pienaar

This small format Photo Story competition will replace the more comprehensive annual Photo Essay competition of the last 7 years.

PPS members are reminded of this exciting and creative new competition. You are requested to timeously start considering the topic of your entry and to collate a set of applicable images for your presentation. Images will be entered on a PhotoVault portal. On the evening of the presentation the images of each entry will be displayed on the screen and each participant will briefly relate the story.

Important Dates

20 August 2024: Activation of the PhotoVault portal for submission of the images.

1 September at midnight: Closing date for submissions.

3 September: Presentation of entries by participants at the Photo Café meeting.

Examples of Themes for your Story

The Photo Story will consist of an **album of 4 to 6 related images** that converse an interesting story. Examples of themes that could be considered:

- Human behaviour, animal behaviour, pet behaviour, environmental occurrences, sports actions, etc. The set of images should be captured at the same spot or in the immediate surrounding related to the occurrence.
- A thematic set of images that relate an interesting, humouristic, or educational story, for example flowers, plants, bridges, doors, windows, etc. Funny situations, graffiti, etc. All images must contribute to the storyline.

Format and Rules of the Competition

A **minimum of 4** and a **maximum of 6** images per album.

Only one entry per member.

The first image must contain an appropriate **title** for the album. Consecutive images may contain **brief subtitles** to further highlight the story.

The digital size of each final image must be adjusted to no more than **1920 pixels wide** and **1080 pixels high**, with a maximum size of **2MB**. The album may contain a mix of portrait and landscape images. The aspect ratio of the images may vary.

All entries will be presented at the September Photo Café. Participants will be requested to present their albums, with a time restriction of about 4 minutes. The winners will be selected by popular vote of the audience.

I hope that you will enjoy participating in this unique photographic experience.

Please contact me if you have any questions.

Pine Pienaar

PPS Vice President

pienaar459@gmail.com



PHOTO CAFÉ 2023/2024

SEPTEMBER 2023	OCTOBER 2023
5 September Photo Essay presentations and announcing of winners	3 October Photo Stacking demo by Tony Roberts Rear Front sink flashing by Giuseppe Carbonatto
NOVEMBER 2023	FEBRUARY 2024
7 November Guest speaker: Neville Peterson - Industrial Photographer Francois Venter - Criteria and tips regarding salons	6 February John Dreyer: An expert on drones.
MARCH 2024	APRIL 2024
5 March Johan Greyling on Wildlife photography	2 April Malie van der Vyfer's presentation on her work
MAY 2024	JUNE 2024
7 May Alta Oosthuizen on processing of photos	4 June Gerry van der Walt is our guest speaker. He leads high end photo safaris for Wild-eye.
JULY 2024	
2 July - The external speaker was Dirk Heyns. He has his honours in cage fighting & other action sport photography.	

OUTINGS/ WORKSHOPS/ PHOTO OPPORTUNITIES 2023/2024

SEPTEMBER 2023	SEPTEMBER 2023
3 September Fire event: Dea ex Machina – Tony Roberts	9 September - Flower workshop - Jan Cellier Park: 19 September - Rhino of the Mapungubwe Ballet rehearsal 30 September – Klitsgras Drum Beating
OCTOBER 2023	DECEMBER 2023
13 October Gentle Introduction to Drag Hunting at the Inanda Country Base	13 December - Queen Ballet - Monte Casino
MARCH 2024	MAY 2024
17 March 2024 from 09:00 to 11:30 The Mercedes Benz Club - 40th Jubilee Run to the Voortrekker Monument Old and new Mercedes Benz vehicles will be present. The idea is to have photos taken of the vehicles and members against the beautiful backdrop that is the monument and its grounds.	4 May - SAAF Museum Air show Swartkops 19 May - The Grove Ice Hockey Matches 7:30AM
JUNE 2024	
1 June Medieval Faere Greensleeves	

PPS Birthday list:

January	February
Marianne Ver Loren van Themaat 1	Vanessa Price 6
Mary-Anne Costello 4	Gurling Bothma 18
Gerrit van Rooyen 19	
March	April
Christelle Swart 6	Casper van Eck 11
Rudi Pothas 13	Carina Munday 24
Fransie Stevens 21	
Linda Martin 22	
May	June
Boshoff Steenekamp 16	Jing Chen 13
Detlef Basel 23	Joan Fouché 16
Frans Fouché 30	Lloyd Munday 18
	Marius Coetzee 30
July	August
Diana van de Wiel 4	Tony Roberts 6
Kagiso Langa 8	Cat Schramm 9
Robin Miles 9	Sonja de Klerk 10
Johan Ver Loren van Themaat 21	Bill Zurich 16
	George Stevens 16
	Ann Roberts 23
	Brigitte Hansen 25
	Bibi Andrews 27
	Petra Haselmaier 29
September	October
	John Tapuch 1
	Ken van Wyk 5
	Thelma van der Schyff 8
	Huan Zhongjie 12
	Chantelle J v Rensburg 24
November	December
Santie van Eck 6	Giuseppe Carbonatto 1
Johan Hosten 9	Pine Pienaar 26
Karin du Toit 11	Ann Williams 29
Giel du Toit 15	Marlene Birkholtz 31
Frans Mohr 21	
Bruno Engel 21	

Please send your date of birth to Joan Fouché if your name is not on the list.