



The Photographic Society
of South Africa

JAP
Workshops



JUDGING

1. An Introduction to Judging
2. The pitfalls of judging

to form an opinion
after careful consideration



The Photographic Society of South Africa

JAP
Workshops



1. An Introduction to Judging
2. The pitfalls of judging
3. Getting the score right





Social Media - Club - Salon - Honours

↓ ↓ ↓ ↓
Likes/Sharing - Teaching - Competition - Examination



Club Judging - Teaching

GETTING THE SCORE RIGHT

How important is the score?



Club Judging - Teaching

GETTING THE SCORE RIGHT

How important is the score?

It is important but it does need to be backed up by valid reasons why the score was given

- this is the teaching element of club judging.



The Photographic Society
of South Africa

Eddie Sethna
Hon RPS, FRPS, AFIAP
An Analysis of Judging

In good judging I found that three attributes of the picture were taken into account:

1. What the picture communicates - the message - 50 - 60%
2. The Content of the Picture - the medium - 30 - 35%
3. The Technical aspects of the picture - 10 - 15%





1. What the Picture communicates - the message - 50 - 60%



1. What the Picture communicates - the message - 50 - 60%

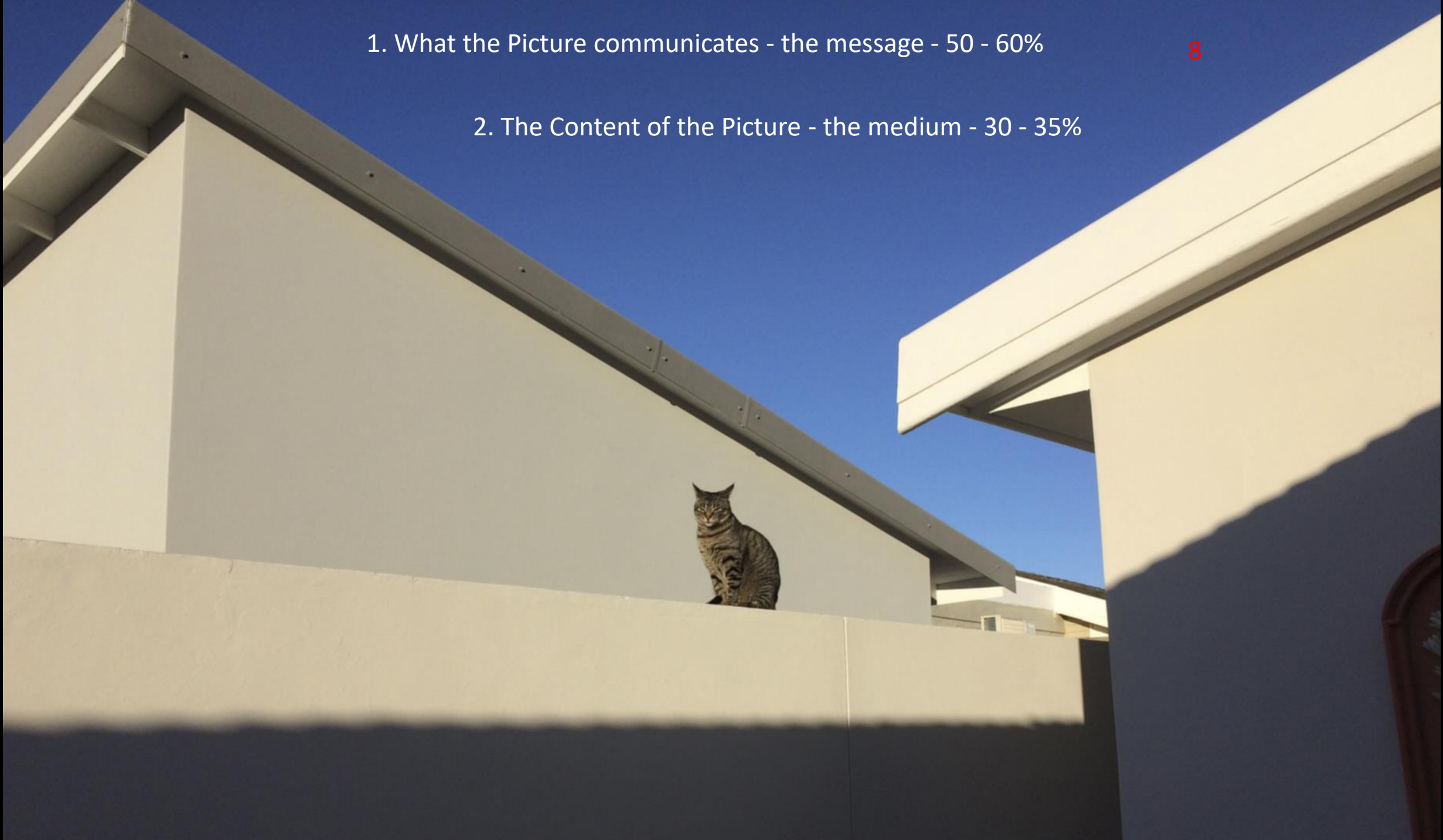
8



1. What the Picture communicates - the message - 50 - 60%

8

2. The Content of the Picture - the medium - 30 - 35%

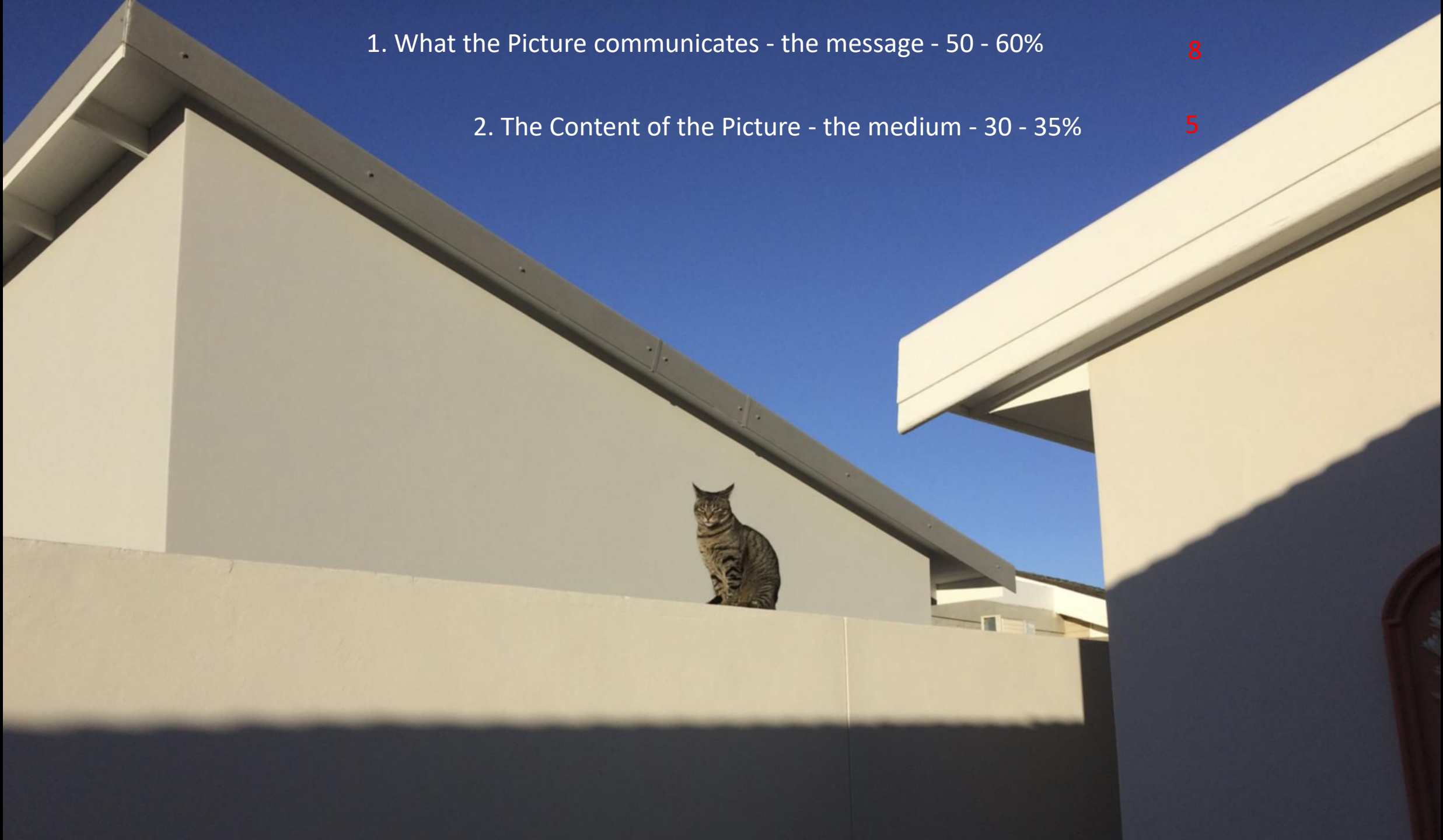


1. What the Picture communicates - the message - 50 - 60%

8

2. The Content of the Picture - the medium - 30 - 35%

5



1. What the Picture communicates - the message - 50 - 60%

8

2. The Content of the Picture - the medium - 30 - 35%

5

3. The Technical aspects of the Picture - 10 - 15%



1. What the Picture communicates - the message - 50 - 60%

8

2. The Content of the Picture - the medium - 30 - 35%

5

3. The Technical aspects of the Picture - 10 - 15%

0

13



1. What the Picture communicates - the message - 50 - 60%

8

2. The Content of the Picture - the medium - 30 - 35%

5

3. The Technical aspects of the Picture - 10 - 15%

0

13

	SVM	Goud	Silver	Brons	Geen
1 Ster	11-15	8-11	6-7	4-5	1-3
2 Ster	12-15	9-11	7-8	5-6	1-4
3 Ster	13-15	10-12	8-9	6-7	1-5
4 Ster	13-15	11-12	9-10	7-8	1-6
5 Ster	13-15	12	10-11	8-9	1-7


A great image BUT it is not correctly focused and therefore should NOT get a COM or even a GOLD!



The Photographic Society of South Africa

1. What the **Picture** communicates - the message
50 - 60%
2. The Content of the **Picture** - the medium
30 - 35%
3. The Technical aspects of the **Picture**
10 - 15%

It is all very well to give points in this way
but be careful of spending too much time working
out the score and forgetting the picture!





The Photographic Society
of South Africa


Eddie Sethna Hon RPS, FRPS, AFIAP An Analysis of Judging

In good judging I found that three attributes of the picture were taken into account:

1. What the picture communicates - the message

2. The Content of the Picture - the medium

3. The Technical aspects of the picture





The Photographic Society
of South Africa

Eddie Sethna
Hon RPS, FRPS, AFIAP
An Analysis of Judging

In good judging I found that three attributes of the picture were taken into account:


1. What the picture communicates - the message

It is neither essential nor important for a judge to find out what the author of the picture was trying to communicate.

What matters is what feelings and thoughts it engenders in the viewer - - in this case the judge.

2. The Content of the Picture - the medium

3. The Technical aspects of the picture





The Photographic Society of South Africa

Eddie Sethna Hon RPS, FRPS, AFIAP An Analysis of Judging

In good judging I found that three attributes of the picture were taken into account:

1. What the picture communicates - the message

It is neither essential nor important for a judge to find out what the author of the picture was trying to communicate.

What matters is what feelings and thoughts it engenders in the viewer - - in this case the judge.

2. The Content of the Picture - the medium

What appears good to the eye does not necessarily make a good photograph.

3. The Technical aspects of the picture



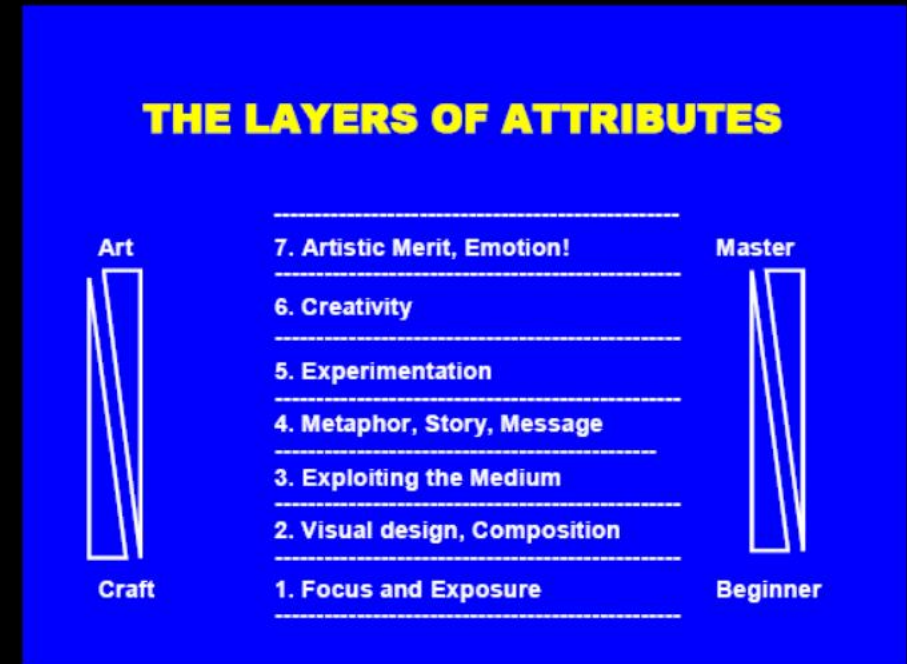


The Photographic Society
of South Africa

Hendrik Ferreira FPSSA On Judging and Evaluation

Given that a photograph may have different levels of attributes, I asked myself how do I intuitively arrive at an assessment, or how do I compare photographs to indicate my preference for a winner?

I arrived at the scheme in the accompanying diagram.





I arrived at the scheme in the accompanying diagram.

Of course any such proposed scheme is debatable and also, quantification can never be an exact process.

However, this scheme may at least be a starting point for further discussion.

THE LAYERS OF ATTRIBUTES

Art



Craft

7. Artistic Merit, Emotion!

6. Creativity

5. Experimentation

4. Metaphor, Story, Message

3. Exploiting the Medium

2. Visual design, Composition

1. Focus and Exposure

Master



Beginner


12+ Elements of an Excellent Photo

1. Impact
2. Technical Excellence
3. Creativity
4. Style
5. Composition
6. Presentation
7. Colour Harmony
8. Centre of Interest
9. Lighting
10. Subject Matter
11. Technique
12. Story Telling
13. Title



12+ Elements of an Excellent Photo

1. Impact
2. Technical Excellence
3. Creativity
4. Style
5. Composition
6. Presentation
7. Colour Harmony
8. Centre of Interest
9. Lighting
10. Subject Matter
11. Technique
12. Story Telling
13. Title



However, good judging does require some flexibility in the weighting.





The Photographic Society
of South Africa

Discussion on reading

Of Photographic Importance
– Morne Condon

In a world where we routinely burn billions of pixels every day, we forget what a photo can mean, while we pursue the perfect image that means nothing at all.



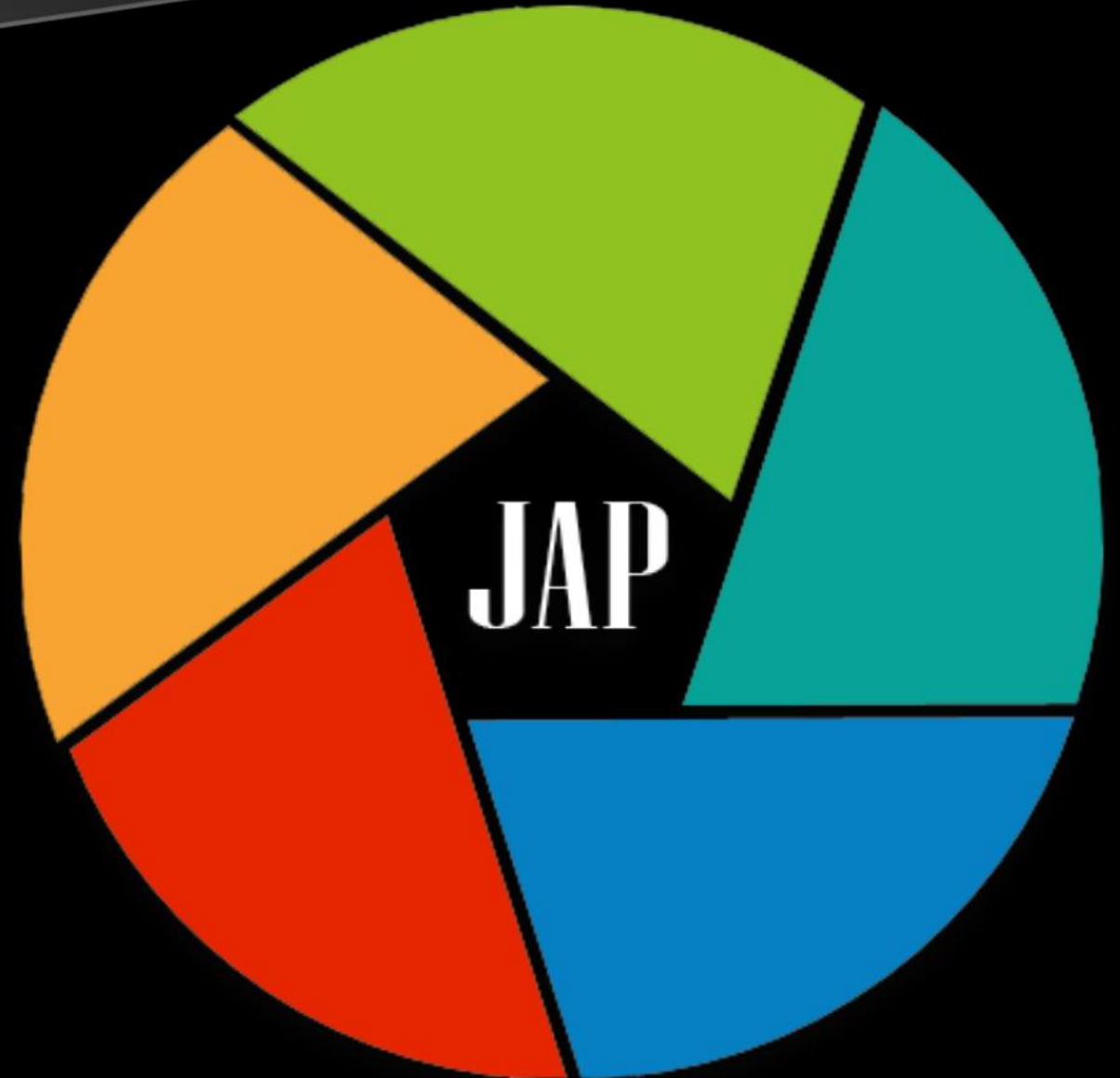


The Photographic Society
of South Africa

Discussion on reading

Judging Poor Pictures
– Chris Forster

Firstly, we should agree on
a standard for
“good” photographs.



Judging Poor Pictures by Chris Forster EFIAP FBPE

Firstly, we should agree on a standard for “good” photographs.

Any photograph that is technically adequate has some merits, but since the camera does most of the work for us these days, we should try to move beyond “point and shoot”.


I believe that club photographers should be aiming to achieve photos that would be likely to be accepted at national exhibitions.

A judge who is asked to compare a photograph to exhibition standards obviously has to have some personal experience of national exhibitions.

This is not always the case and is, in my opinion, a major cause of poor judging at camera clubs.



Judging Poor Pictures by Chris Forster EFIAP FBPE

A bald eagle with its wings spread, perched on a log in a body of water. The eagle's head is turned to the left, and its wings are fully extended, showing the intricate details of its feathers. The background is a calm body of water with a dark, silty tone.

Firstly, we should agree on a standard for “good” photographs.

Any photograph that is technically adequate has some merits, but since the camera does most of the work for us these days, we should try to move beyond “point and shoot”.

I believe that club photographers should be aiming to achieve photos that would be likely to be accepted at national exhibitions.

A judge who is asked to compare a photograph to exhibition standards obviously has to have some personal experience of national exhibitions.

This is not always the case and is, in my opinion, a major cause of poor judging at camera clubs.

So what is national exhibition/salon standard?

Entered three times accepted once





The Photographic Society of South Africa

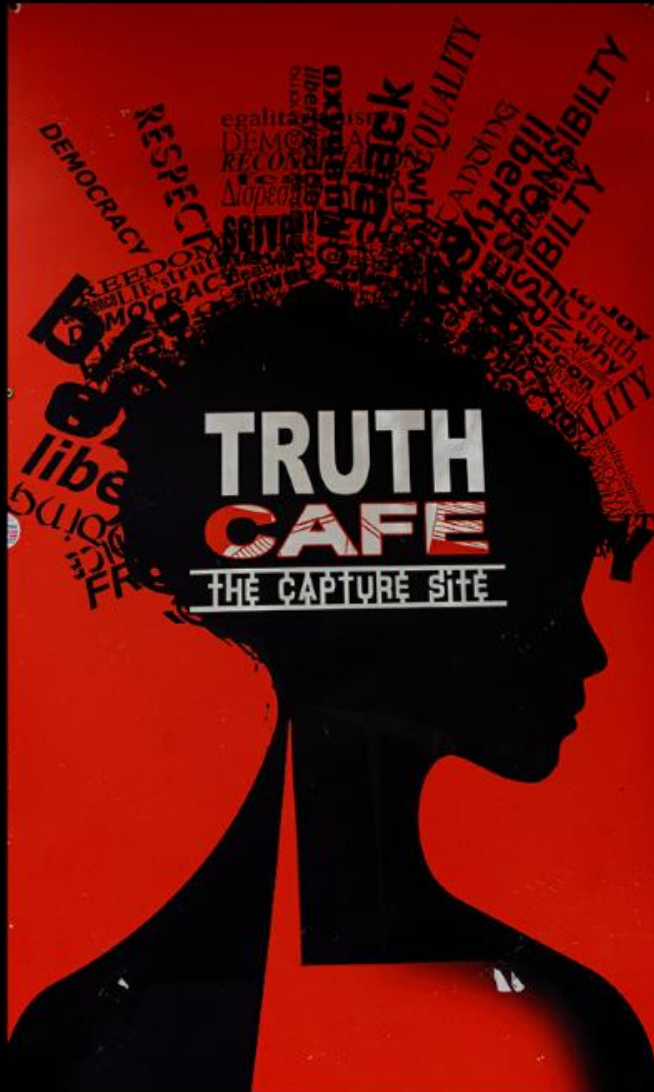
JAP





The Photographic Society
of South Africa


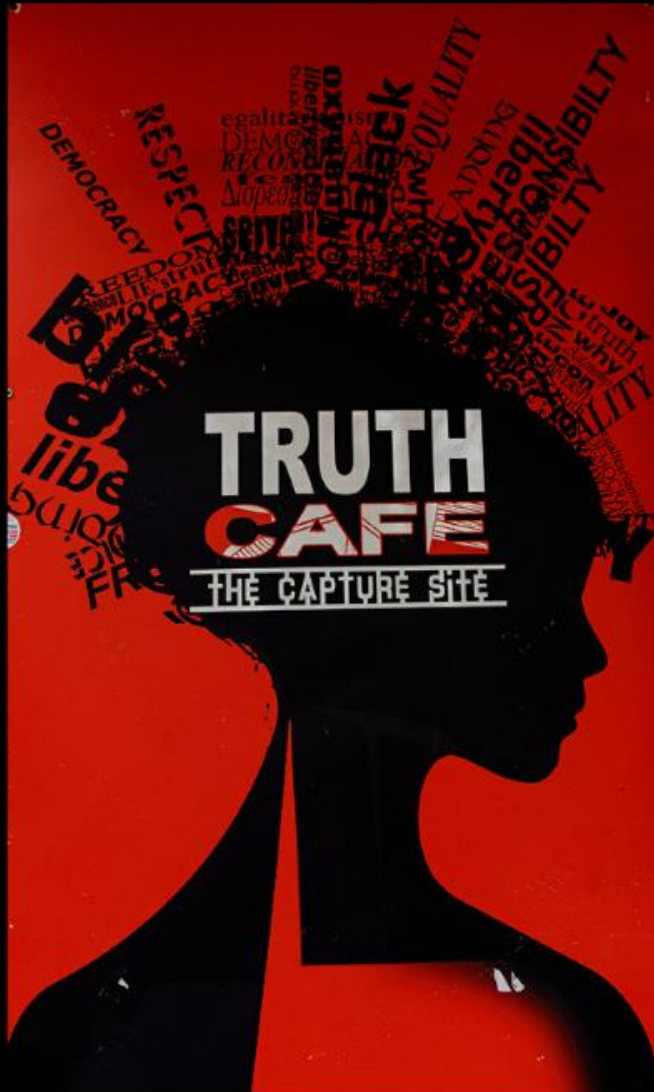
JAP





The Photographic Society
of South Africa

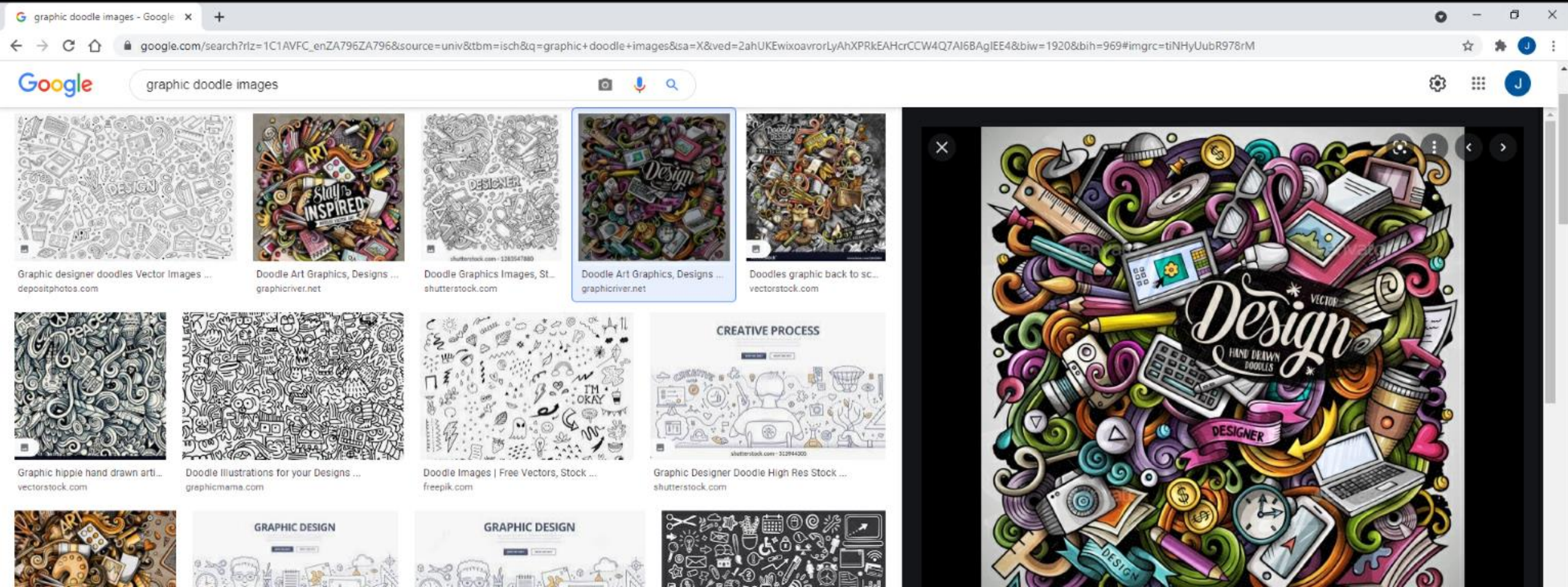
JAP





The Photographic Society of South Africa

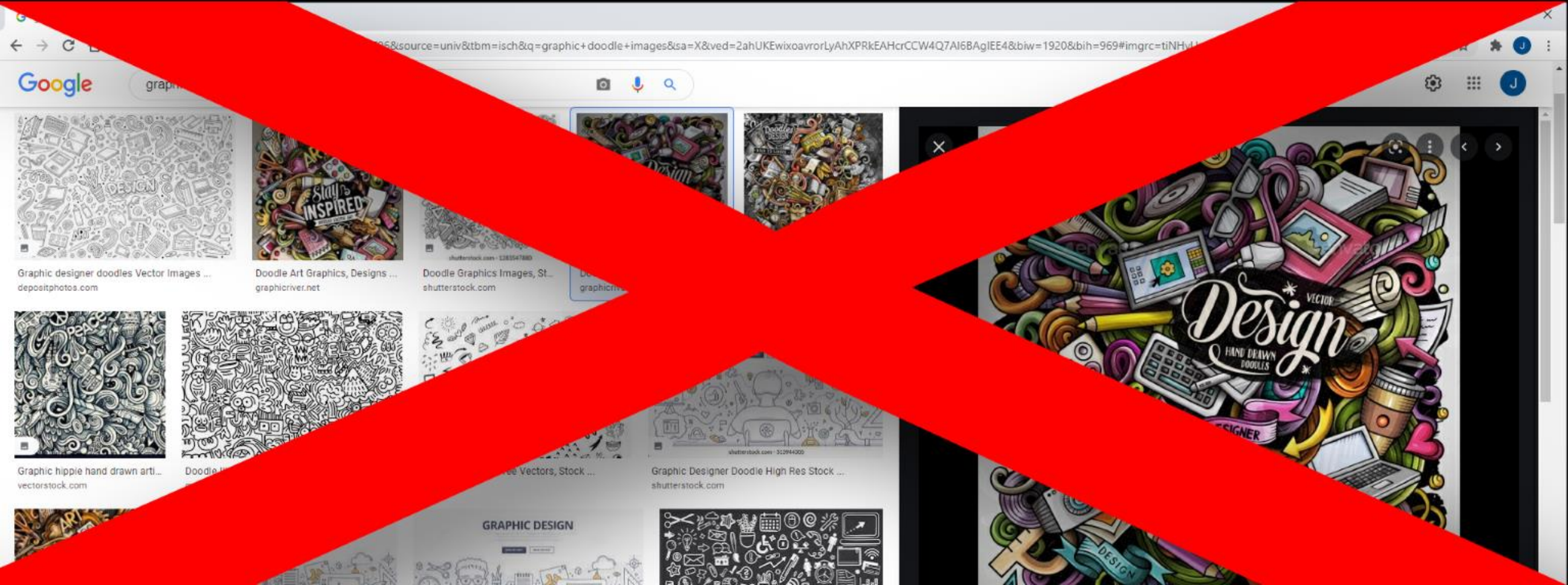
JAP





The Photographic Society of South Africa

JAP





The Photographic Society of South Africa

JAP





The Photographic Society of South Africa

JAP





The Photographic Society of South Africa

JAP





The Photographic Society
of South Africa

JAP

PSSA HONOURS SHOW 2007



Gail Reuvers



The Photographic Society of South Africa

JAP



Chris Nel



The Photographic Society
of South Africa

so how do you get the score right?



The Photographic Society
of South Africa

so how do you get the score right?

PSSA Guidelines

Craft

Correct Exposure

Correct Focus

Correct Post Processing

Image Clean & Well Presented

Art

A good understanding of line, shape and form

An effective element of composition

Impact

Knowledge of how and when to crop





PSSA Guidelines

Craft

Correct Exposure

Correct Focus

Correct Post Processing

Image Clean & Well Presented

Art

A good understanding of line, shape and form

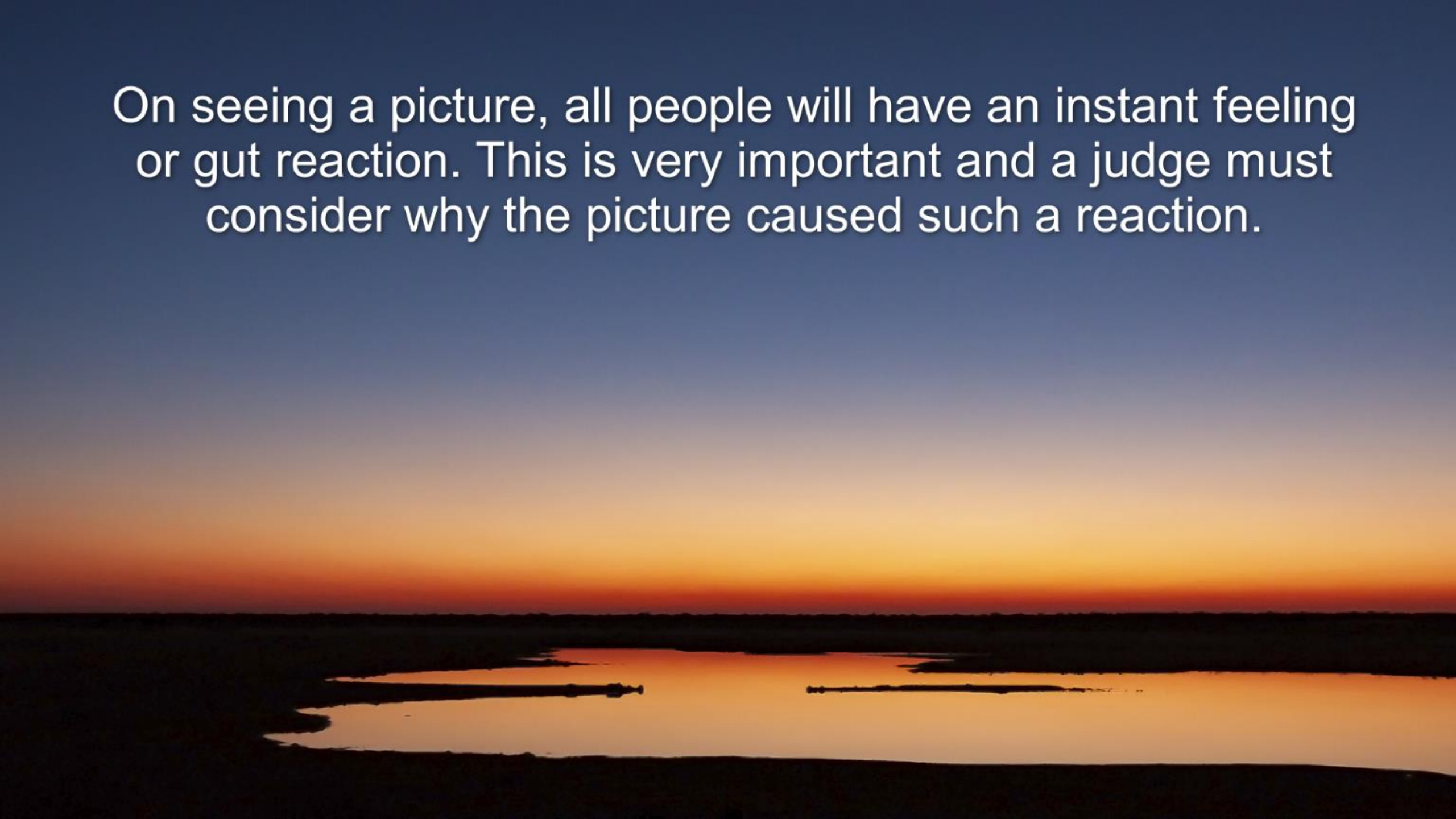
An effective element of composition

Impact

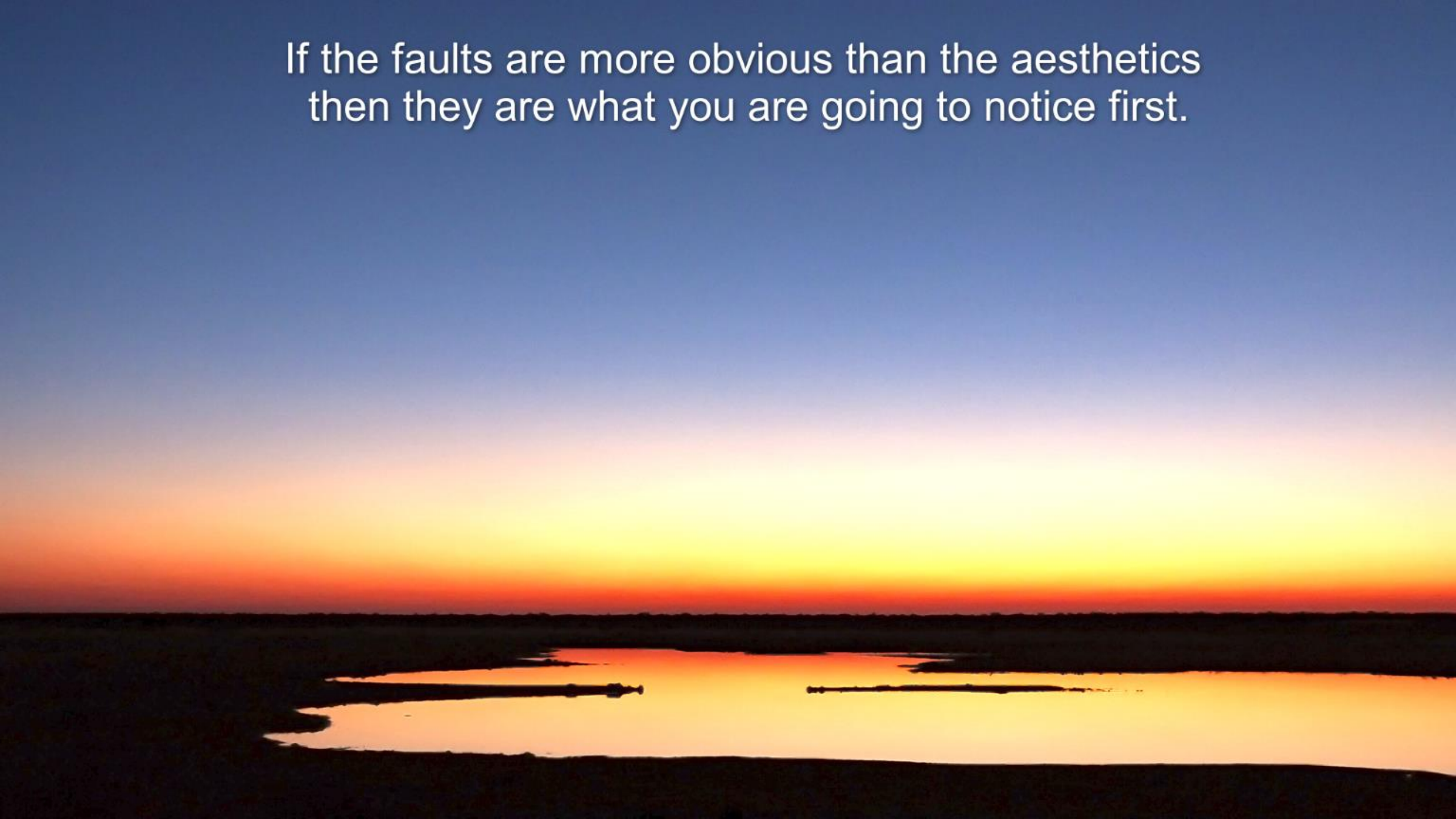
Knowledge of how and when to crop



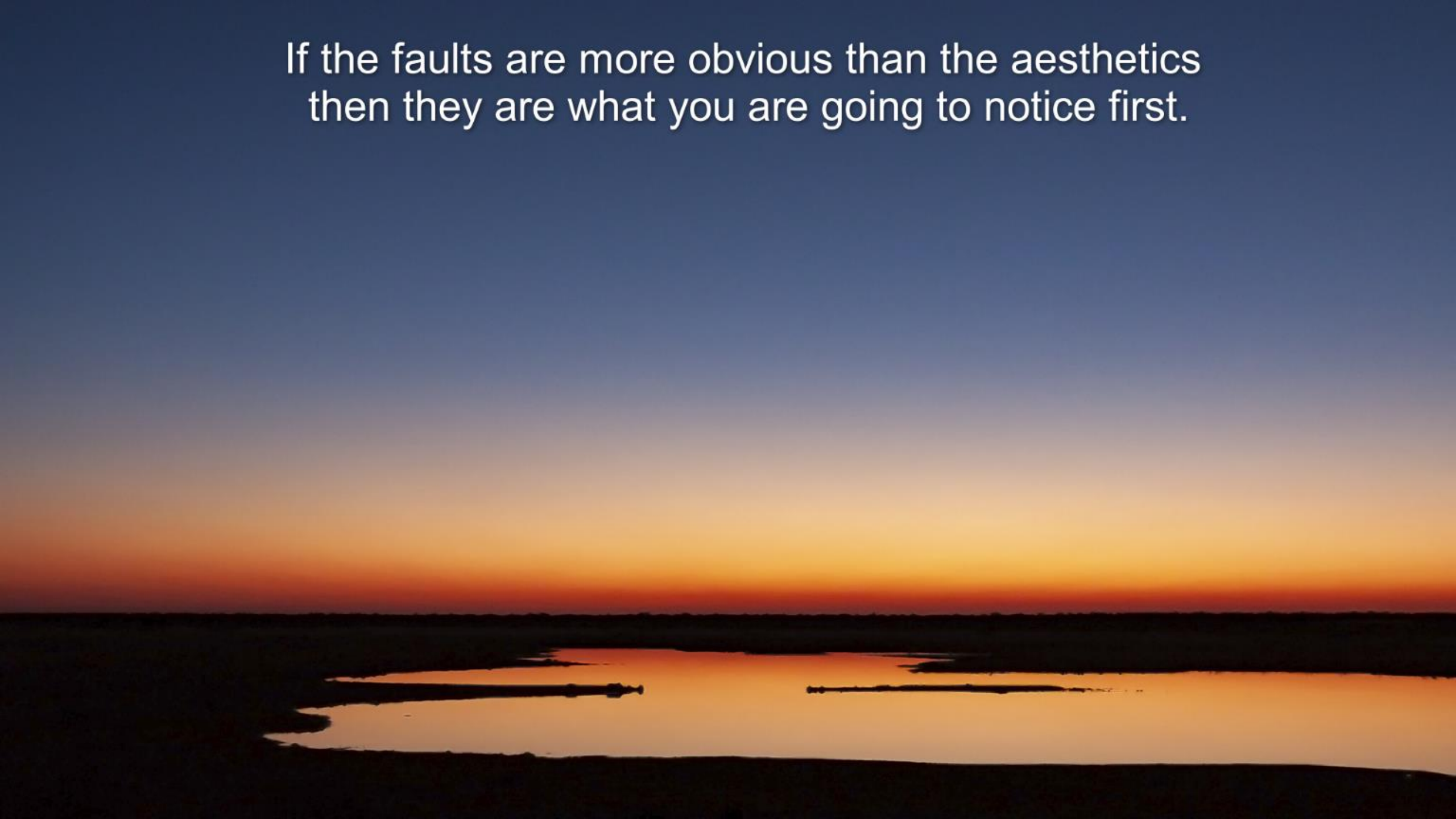
On seeing a picture, all people will have an instant feeling or gut reaction. This is very important and a judge must consider why the picture caused such a reaction.



If the faults are more obvious than the aesthetics
then they are what you are going to notice first.



If the faults are more obvious than the aesthetics
then they are what you are going to notice first.



Getting the score right

A good photo is one with great orchestration of all the facets of photography, that ends in a pleasing image.

Exposure,
Composition, Focus,
Presentation

Looking beyond the basics

Light & Lighting,
Impact, Mood, Story





The Photographic Society of South Africa

	SVM	Goud	Silwer	Brons	Geen
1 Ster	11-15	8-11	6-7	4-5	1-3
2 Ster	12-15	9-11	7-8	5-6	1-4
3 Ster	13-15	10-12	8-9	6-7	1-5
4 Ster	13-15	11-12	9-10	7-8	1-6
5 Ster	13-15	12	10-11	8-9	1-7

VFV (15 Punt Glyskaal)													
		18-19.		20-22.		23-31.			32-45.				
1 Ster (1)	Brons (0 Punte)	Brons (1 Punt)		Silwer (2 Punte)		Goud (3 Punte)			Meriete Sertifikaat (4 Punte)				
			18-19.		20-25.		26-34.			35-45.			
2 Ster (2)	Brons (0 Punte)		Brons		Silwer		Goud			Meriete Sertifikaat			
				18-22.		23-28.		29-37.			38-45.		
3 Ster (3K, 3)	Brons (0 Punte)			Brons		Silwer		Goud			Meriete Sertifikaat		
					18-25.		26-31.		32-37.		38-45.		
4 Ster (4K, 4)	Brons (0 Punte)				Brons		Silwer		Goud		Meriete Sertifikaat		
						18-28.		29-34.		35-37.	38-45.		
5 Ster (5K, 5)	Brons (0 Punte)					Brons		Silwer		Goud	Meriete Sertifikaat		
								18-31.	32-34.	35-37.	38-45.		
Meester (MK, MB, MS, MG, MP, MD)	Brons (0 Punte)							Brons	Silwer	Goud	Meriete Sertifikaat		
								18-34.	35-37.	38-40.	41-45.		
Senior Meester (SMB, SMS, SMG, SMP, SMD)	Brons (0 Punte)							Brons	Silwer	Goud	Meriete Sertifikaat		



The Photographic Society
of South Africa

so what is judging all about?

You judge the image,
not the person or the place
or the difficulty.

It doesn't matter what it is,
you judge the image
as presented.



So
Let's
Start

S
C
O
R
I
N
G





Exposure
Composition
Focus
Presentation

Looking
beyond
the basics

Light &
Lighting
Impact,
Mood
& Story



Exposure
Composition
Focus
Presentation

Looking
beyond
the basics

Light &
Lighting
Impact,
Mood
& Story







Exposure
Composition
Focus
Presentation

Looking
beyond
the basics

Light &
Lighting
Impact,
Mood
& Story

















