

eFLASH



NOVEMBER 2023

WWW.PRETORIAPHOTOGRAPHIC.CO.ZA

Where the sun
meets the sky
Santie van Eck



Bucks in the dust
Bruno Engel



Letotse
Sonja de Klerk



PRETORIA PHOTOGRAPHIC SOCIETY

www.pretoriaphotographic.co.za

PO Box 73056, Lynnwood Ridge, 0040

Photo-Vault-Online Entries

www.photovaultonline.com

COMMITTEE MEMBERS

President/Formal Meetings/Public Relations	Thelma v.d. Schyff	president@pretoriaphotographic.co.za thelma@aeternoplanning.com	082 784 0392
Vice President/Internal Liaison/ New Members	Pine Pienaar	pienaar459@gmail.com	076 833 6613
Informal Meetings / Photo Café	John Tapuch	john@ecofab.co.za	083 653 2438
General Secretary Competition Secretary	Sonja de Klerk	ppsannouncements@gmail.com sonsdeklerk@gmail.com	082 778 9249
Treasurer Finances/Membership	Frans Mohr	pps.finances@gmail.com	083 227 8676
Website/Social Media	Carina Munday	carina.munday@gmail.com	082 322 9895
Special Interest groups	Santie van Eck	santie@wildspanhunting.com	076 733 4466
Photovault Team/ TOP	Karin du Toit Hendrik Grobbelaar	pvo@pretoriaphotographic.co.za	
Outings/Workshops	Giuseppe Carbonatto	outings@pretoriaphotographic.co.za	082 332 5748
e-Flash Editor	Joan Fouché	joan.fotracon@gmail.com	082 410 7678
Refreshments	Diana van de Wiel	eswdiana@gmail.com	083 527 8237

ORGANISATION	WEB-SITE LINK
Steve's Digicams (Reviews)	www.steves-digicams.com
Digital photography review	www.dpreview.com
Photoanswers (Practical Photography)	www.photoanswers.co.uk



PPS is affiliated with PSSA

INDEX	page
WHAT'S HAPPENING	3
PROMOTIONS	3
END OF YEAR CATEGORIES	4
SET SUBJECTS & INNING 2023	5
ENTRIES FOR CLUB COMPETITONS	6
RULES FOR OUTINGS AND INNINGS	6
SERVICE TO THE CLUB	6
NATIONAL SALON DATES	7
SALON ACCEPTANCES	7
OUTDOOR PHOTO ADVERTISEMENT	8
PRESIDENT'S PAGE: Thelma v.d. Schyf Oh, for a rainy day. . . .	10
PHOTOGRAPHS: Winners October 2023	13
ARTICLES: The power of a workshop – Linda Martin	25
Managing your salon acceptances- Sonja de Klerk	28
Photo Café 2023/ 2024	31
Outings/Workshops/Photo opportunities	31
Invitation End of Year Function	32
PPS BIRTHDAY LIST	33

NEW MEMBERS

Pine Pienaar our Vice President is the contact for answers on new membership and the workings of the Pretoria Photographic Society. Contact Pine at pienaar459@gmail.com

As per usual, the annual subscription fees are reduced by half for members who join after January.

WHAT'S HAPPENING

7 November 2023 Hybrid meeting	Photo Café @ NG Church Lynwood Sussex Avenue 19H00
21 November 2023 Hybrid meeting	End of Year Function @ NG Church Lynwood Sussex Avenue 18H45
Judges: October 2023	Johan Hosten Thelma van der Schyff Francois Venter

PROMOTIONS

Santie van Eck 4* to 5*
Carina Munday 2* to 3*

CONGRATULATIONS!!!!!!!!!!

PLEASE REMEMBER when you receive a promotion to update the Star Level on PhotovaultOnline before your next entry. These levels should just be a single digit: 1, 2, 3, 4, 5.

KNOWING YOUR STATUS IN STAR RATING

Photovault can now generate this information. Please verify your rating to ensure that Photovault is correct. Please contact Sonja de Klerk at sonsdeklerk@gmail.com

END OF YEAR CATEGORIES 2023

The competition categories for the Junior and Senior streams are:

Landscapes	Outdoors scenes, seascapes, urban/cityscapes. Manipulation is allowed.
Visual Art Photography	Achieving an artistic effect through application of creative techniques.
Nature	Living, natural organisms (undomesticated) in their natural habitats. Plants and animals included. Excluded: Scenic/ landscapes/ cityscapes. <i>Images may not be manipulated and must conform to the PSSA Ethical Guidelines</i>
Macro and Floral	Includes both Macro (Close-up pictures of any subjects) and Floral (Flowers in their natural state or under controlled conditions)
Photojournalism	Newsworthy, story-telling pictures including sport. <i>Images may not be manipulated</i>
Portraits	Includes both Animal and Human portraits. Images may be manipulated.
Pictorial	Open category. It includes Architecture.
Monochrome	In this category the subject is totally open. Colour images will be disqualified.
Best of the Year	All category winners will compete automatically
Most Versatile Author	Entrants shall submit a panel of five (5) images each selected from five (5) different categories. These may include images entered for other awards, including monochrome images.
Most Golds and COM's	The member who achieved the most Gold and COM awards in monthly competitions, as recorded in the results of the competitions
Article for e-flash	Most articles written for the e-Flash
Photo Essay	The best photo essay entered in the competition

SET SUBJECTS 2024		
MONTH	SET SUBJECT	DESCRIPTION
JANUARY	Monochrome Minimalism in any Genre	Eliminate the clutter with clean lines, empty spaces and only the essential elements
FEBRUARY	Blue sky thinking	Make the special "Blue light" just after sunset or before sunrise the focus of your land, sea, or cityscape.
MARCH	Fine Art Colour Image using negative space	Create a Fine Art Colour Image using negative space. Use artistic freedom to manipulate the image
APRIL	Low Light Photography	Astro, Milky Way, star or light trails, Cityscapes, amusement parks or street photography using only existing light.
MAY	Macro or Closeup Patterns in Nature	Focus on the natural world by filling the frame with your subject. Illustrate patterns, leading lines, or repetition.
JUNE	Panorama	Use symmetry, mirroring, or repetition as an instrument to enhance a Panoramic image.
JULY	Create Silhouettes or shadows	Enhance the characteristics of any living creature in any genre or colour.
AUGUST	Patterns, Repetition or Reflection to enhance Architectural Details	Focus on Patterns, Repetition or Reflection to enhance Architectural Details in an image.
SEPTEMBER	Pictorial Landscapes/ abandoned buildings	Create a Pictorial Landscapes with abandoned buildings as focal point.
OCTOBER	Flowers, leaves or insects as subjects	Put all emphasis on the detail by use of focus stacking, or in contrast create out-of-focus images using movement, colour contrast, negative space and bokeh.

INNING THEMES 2024		
MONTH	INNING THEME	DESCRIPTION
JANUARY	Solo Pet Portraiture	Only one pet portraiture
FEBRUARY	Reflections, no water	No reflections in water
MARCH	Oil on water in colour	Oily patterns in water
APRIL	Minimalistic Flower	Only flowers and minimalism
MAY	Visual Art	In camera or post edited manipulation is encouraged.
JUNE	Shadows	Shadows must be the main object in your composition
JULY	Double exposure	In camera double exposure
AUGUST	Minimalism in any form	Any genre minimalism
SEPTEMBER	Emotions	Emotions in human or animal subjects
OCTOBER	Vintage objects	Focus on vintage objects, tools or any detailed object.

MONTHLY ENTRIES FOR CLUB COMPETITIONS:

Dear PPS club members

When entering your photos for the formal evenings, could you please do the following:

You are allowed **three entries** in either the Open category or Visual Art category, and **one entry** in the Set Subject category.

Only members who have judged the previous month are allowed to enter more images.

For your extra entries (workshop/outing/innings/resubmission) mark your entries as such:

Workshop:

Model in a red dress_**W**

Resubmission:

Sunset over the dam_**RS**

Outing: Newtown_**O**

Inning: Kitchen_**I**

RULES FOR OUTING AND INNINGS

In terms of a resolution taken at a General Meeting on 4 October 2022 members will have an option to enter either an Outings image or an Innings image as an additional entry during the monthly completion, as from 2023. This will ensure that members who are unable to attend a monthly outing to also have an opportunity to participate and embark on a creative challenge each month.

Members can enter either an Inning image or an Outing image, but not both.

Inning images can only be entered in the month specified for a specific topic, e.g., January – Something in the Kitchen

An outing image may also be entered in the month following the outing.

Only one image per inning or outing is allowed.

Clearly mark your image as **_I** for Innings and **_O** for Outings. E.g. Chasing each other **O**

SERVICE TO THE CLUB:

You can serve the club by providing two or more of the services listed below throughout the year. Remember you must provide **regular** service to the club for it to qualify.

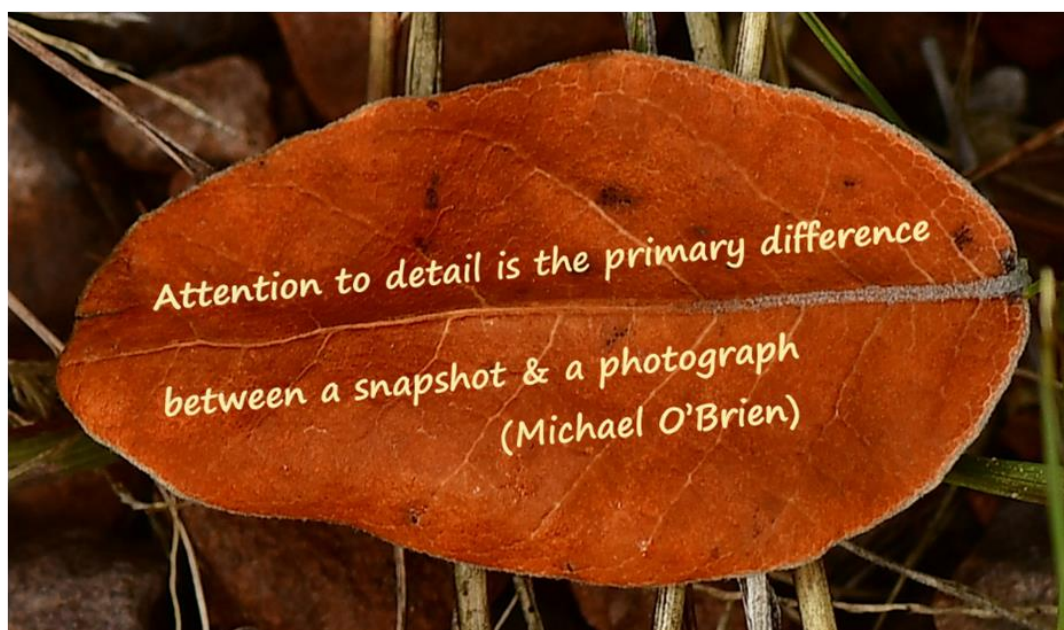
List of services:

- | | |
|--|---|
| <ul style="list-style-type: none"> • Judging at the monthly competitions. • Writing articles for the e-Flash. • Writing tutorials for the e-Flash. • Assisting with / hosting outings. • Assisting with / hosting workshops. • Assisting with / hosting tutorials. | <ul style="list-style-type: none"> • Providing snacks and refreshments for informal meetings. • Organising a speaker or speaking yourself for either the informal or formal meetings. • Photographing the year-end function. • Organising the end of year function. |
|--|---|

NATIONAL SALON DATES 2023	
VFV National Digital Salon	4 November 2023
2 nd Amber AV International Salon	11 November 2023
4 th SHPC Salon	18 November 2023
OTRCC 3 rd National Digital Salon	6 January 2024
PSSA National AV Salon	13 January 2024
Bloemfontein CC Salon	20 January 2024
Ermelo Fotoklub 4 th National Digital Salon	3 February 2024
AFO 12 th National Digital Salon	10 February 2024
Boksburg National Digital Salon	24 February 2024
Brandpunt Fotoklub Nasionale Digitale Salon	9 March 2024
Visit www.pssa.co.za for more information and entry forms.	

All salon results administered by Photovault are registered automatically by the system. Please ensure correctness of your details in Photovault regularly. Those salons, not using Photovault still need to be captured manually. Contact Sonja de Klerk if there are any discrepancies, at ppsannouncements@gmail.com

We would like to motivate all members to take part in the PSSA salon and international scene where possible. Advancement from 3-star and 4-star require a few salon acceptances. The salon acceptances that are used to calculate promotions have a cut-off date 14 days before the meeting, to allow the competition secretary to update files. Acceptances after this date will be considered the next month.



Quote submitted by Sonja de Klerk

SALON ACCEPTANCES

Maritsburg Camera Club salon

Sonja De Klerk

Dig deep
Now and then
At the net
Working hands
Melted reflections COM



Frans Fouché

Porcelain lily I

Joan Fouché

Going down

Christelle Swart


Man on the beach

Casper van Eck

Willows in the Mist

Santie van Eck

Reflecting on a Beautiful Day
Ok Let Me Think about it
Got you



Midlens PDI Salon

Sonja De Klerk

Working hands

Joan Fouché

Finding a way out
Mexican Butterfly weed

Santie van Eck

Got you
Leopard
Malecite Melody
Focused

Lloyd Munday

Hang in there
Perspectives of the Divine

PSSA UP & COMING

Zhongjie Huan

Kiss
Energy and climate change

Carina Munday

These prison walls
Time for a selfie
We threw the lock away

Casper van Eck

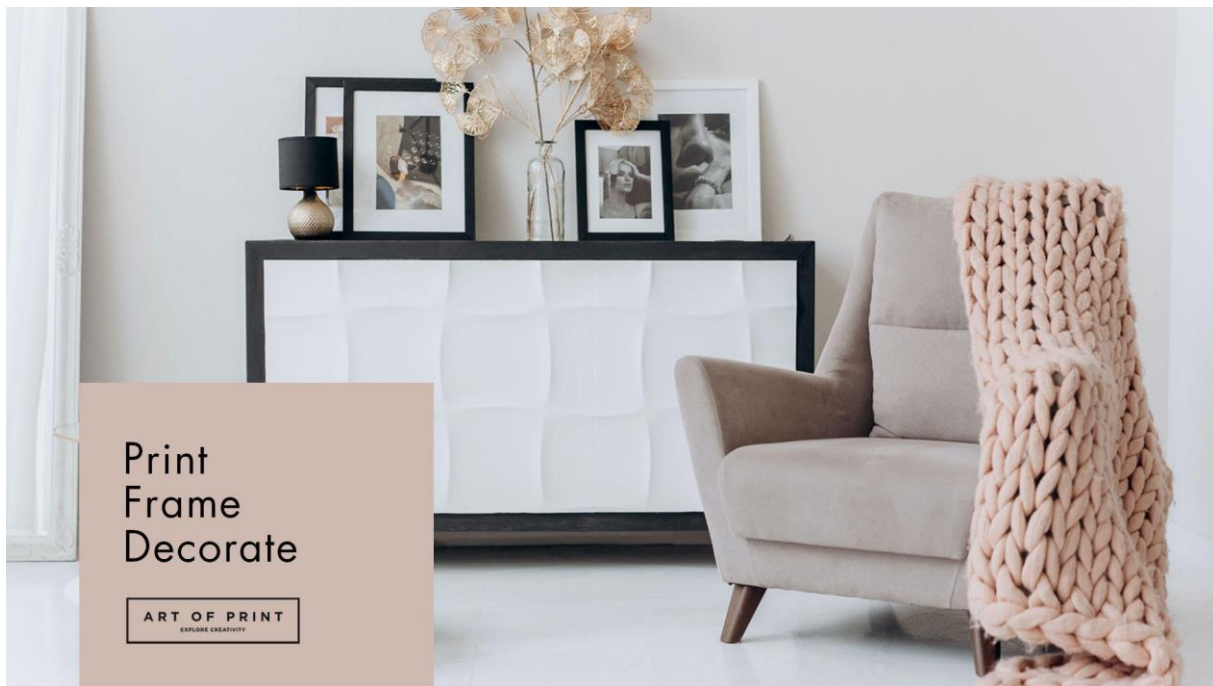
Ivory Rose

Christelle Swart

Colours
Hello Yellow COM
Man on the beach COM



Outdoor Photo:



Contact Nr: (012) 348 3693/ www.outdoorphoto.co.za

President's Page - Thelma v.d. Schyff

OH, FOR A RAINY DAY.....

My passionate fellow photographers....

I thought it a good idea to embrace the season upon us that, (hopefully), will bring us rain.

As for myself, when it rains, I think about cappuccino. My mind goes to cosy coffee shops, popcorn, a good book and pancakes.

Now I am going to set a new goal for myself and would like to extend it to all of you as well.

Let us try our hands at rain photography.

My best effort up to date was a puddle here and there and maybe drops on a flower. However, there is so much more to explore.

Rain photography is artful and dramatic. It is challenging, but we may need a challenge every now and then. We may be surprised with the mystery and drama we captured.



There is the extra care needed when you venture out in the rain. You first must be sure you are not going to face-plant and put yourself out of commission. Wear your sturdy shoes/ Wellington boots or gum boots. Have a waterproof coat to keep the body dry.



(If the weather is extreme you will know to be cautious)

Next step is to protect your gear. There are waterproof camera cases, lens hoods and custom rain covers. You can even use an umbrella. I find that a plastic zip lock bag has helped me out in wet conditions as well as dusty environments.

Now we come to the most important part of rain photography – the camera.

Your camera must be able to operate in low-light conditions. Check if your camera can shoot a wide dynamic range and at high ISO values. Smartphones may be a bit of a challenge. This was what we experienced at the State Theatre photographing the ballet without flashes....and what great photos we saw!

The trusty tripod must also be mentioned, as some rain scenes need long exposure to create dramatic effect. This will reward you with sharp and well-defined rain photography.



There is a wide collection of settings available to make life easier for you. Go to the modern-day encyclopaedia, YouTube, for inspiration and guidance.

I provide you with a quick summary of settings to get you going:

- Start with manual settings when you have decided whether you want to capture the mood of an entire scene or individual raindrops. Most rainy situations have less light than on clear or overcast days. This will demand adjustment to exposure.

To all you Auto shooters out there, maybe try doing a manual setting. The auto mode on most newer cameras will try to compensate for the darker scene by making it brighter than it really is.

- Capturing rain droplets may be your aim, and may need special settings.
 - Aperture – go for a pretty small aperture to get as much rain in focus as possible. Start with f/8 or higher
 - Shutter speed – to capture the raindrops in action, go for a fast shutter speed. Try 1/250 or faster. For softer images, slow down some, but do not go below 1/125. Remember, you can always boost your ISO to keep a fast shutter speed and small aperture.
 - ISO – dim light of night photography will need a higher ISO, but most digital cameras can handle that. You might get some noise, but you will still have an amazing rain shot.
- Bracketing – If you are confused about what your exposure should be, turn on bracketing for a bit of insurance, especially if you will not have the opportunity to redo the shot.

When you have decided what mood and message you want to capture, it is necessary to consider the artistic compositions.

Reflections



Water drops and splashes



Macro



When you have decided on your approach, creativity, composition, and effects, you will do good to pay attention to post-processing techniques to further enhance the mood and aesthetics.

Editing software you can explore is Luminar Neo. It is a powerful tool with amazing presets. It was designed by photographers who understand the need for this type of editing. It can elevate your rain photography to new heights.



Let us hold thumbs for rain and inspiration, till next time.

Thelma.

Winners October 2023:



*Best 1 Star:
Sunset
George Stevens*

*Best 2 Star:
Rhythmic Connection O
Carina Munday*





*Best 3 Star
& Best Junior:
To the heavens
Karin du Toit*

*Best 4 Star:
Blissful peace
Marianne
Ver Loren
van Themaat*






*Best 5Star:
Movement
Giuseppe Carbonatto*



*Best Visual Art
& Best Senior:
The Clown
Linda Martin*

Set Subjects:




Best Set Subject:

Clivia

Tony Roberts

Namaqualand Daisy

Giuseppe Carbonatto





Hoya
Shongjie Huan

Colourful
George Stevens





Gazania
Pine Pienaar

Lily
Gerrit van Rooyen



Good Open:



*New fern
Christelle Swart*




*Broken dandelion
Joan Fouché*



Take off
George Stevens

Martial eagle and its prey
Bruno Engel





*1945 Aristea Shipwreck
Giel du Toit*

*Drakensberg Cascades 2
John Tapuch*





Flower carpet
Giel du Toit

Step up
Sonja de Klerk





Reading
Hendrik Grobbelaar



Broken
Casper van eck



*Tired retiree
George stevens*

*WabiSabi Orchird
Christelle Swart*



Articles:

The Power of a Workshop - Linda Martin


I missed the “Fire in the Parking Lot” Birthday Bash at Outdoor Photo a short while ago. After seeing some of the photos that members who attended, took, I was delighted to be able to attend the Canon Capture Con. Outdoor Photo has done workshops of a sort before, and I usually skip those that cost too much for me to attend (out of curiosity) on subjects like Wedding Photography or Portrait Lighting. These are genres I simply do not do or have any inclination to do.

This Canon Capture Con workshop was both interesting and very cost effective. I daresay Canon might have added some sponsorship to the mix. For those who wanted to try out the newer Canon mirrorless cameras and lenses, there were units to experiment with and all you needed was your own SD card. Plenty of knowledgeable assistants around to clue you in.

Wonderful, was the “free, included in your fee” drinks, prego rolls and ice-cream cones. But with so much going on around one and all the action to photograph, who had time to eat?




Canon Capture Con consisted of numerous “sets” with studio lights, coloured led light wands, backdrops of different themes and models in costume or painted bodies. The models circulated between the sets so one could photograph them in different settings. Again, there were guys on hand to advise on camera settings and model direction. If you want to be able to fill in details or fix a mishap, I advise taking a photograph of the sets before the crowd of photographers descend.




The huge advantage of attending a workshop, even if the genre is not actually what you want to photograph, is to push your creativity and get you way out of your Comfort Zone.

This “hands on” approach is simply superior to the lecture and pictures on a screen method of teaching. With Wedding Photography, lectures usually rule the day. Afterall who is going to allow a novice to photograph their big day? With Wildlife and Landscape Photography, the animals and scenery can’t be set up inside a studio. One usually must join a photographic safari or tour to scenic places. This costs plenty what with travel, lodge or hotel accommodation and the photographic tour guide fee. If you fail to get the awesome photographs you dreamt about, it can be an expensive let down!

Now messing about and experimenting with camera settings inside a studio solves a huge problem. Besides one can direct a model and ask to redo a pose, unlike that big cat that strolled past the game vehicle before you had the setting nailed.



Many of the sets were really dark and relied on strategic lighting for effect. I had extreme difficulty getting decent shots, a change to a prime lens from a zoom did help. Noise will be a factor to contend with.



Then one has to rethink your camera settings when visiting another set. More light and possible action poses by the model. You get so engrossed in capturing the moment that changing settings on the fly, fall by the wayside. That sort of “multi-tasking” is not instinctive to me yet. With other photographers trying to get the same action, one simply can’t hog the model in one pose while you try out every setting combination the camera is capable of.



Please note that these photos are JPG’s taken straight out of the camera and not edited in any way. They need serious straightening, contrast correction and removal of light stands etc. The really dreadful mishaps were deleted soon after downloading. Those I kept have some merit and I will attempt to correct via LR or PS what I could not get correct in camera.

Then again, many of these photos will find a home in my Digital Art creations with a heavy dose of Photoshop.

This was an experience I want a lot more of! Dare I suggest that Outdoor Photo present a workshop on say Boudoir Photography?

Managing your Salon submissions – Sonja de Klerk

The promotion criteria of PPS requires that members who wish to advance past 3 Star, take part in Salons (see the PPS Primer on the PPS Website). The Salon participation can be a National or International Salon. It is important to carefully read the requirements for PPS promotions as well for each Salon.

Entering a salon is not difficult but at some stage, it becomes important to be able to manage your submissions into the various salons as well the results achieved. Often members find this out too late and when the previous records are not necessarily easily available.

In the beginning it may seem unnecessary to have records of your Salon submissions and the results but the following reasons will highlight the importance thereof:

1. If a photo that was previously accepted, is entered again in the same salon, it will be disqualified. Therefore, you need to know which images were accepted previously in a specific salon. Salon entries cost money which means waste as well the matter of a DQ result for your image.
2. A specific photo can be entered in different Salons many times but only the 1st three acceptances for the specific photo, will be credited at PPS as well various other photographic awards.
3. Some Salon categories do not allow manipulation and therefore it is important to have records on photos that have been manipulated to exclude these from entering in these categories. A disqualification for this reason, is not good for the reputation of the photographer and the club.
4. Photo Vault does have records on the images and results submitted to Salons for competitions via Photo Vault but this is not the case with the majority of the International Salons. It is therefore important to have your own records on the International Salons.
5. You need to communicate to the PPS Competition Secretary the acceptances in International Salons, for the necessary credits to be on record.
6. Awards beyond 5 Star (PSSA, PPS and other) require you to provide the records on Salon acceptances. If the Salon acceptances were over a couple of years, this will require detective work.
7. Most local awards, such as the PSSA Diamond Awards, do not allow more than 50% of your acceptances to be from International Salons. As these are even more expensive, it is important to manage the National versus International Salons acceptance, if the aim is to work towards these awards.

Traceable and complete records are important to me and proved to be valuable in my career. I therefore developed my own database for photos entered in competitions and especially Salons.

It may not be the most advanced or sophisticated database but it assisted in managing my salon entries with information easily available for future records.

The following is included in the database and works for me:

8. The Salon information which includes National/International, Salon name, Club, Categories entered and closing date of the Salon.
9. The information of the photos entered per category include the photo number, the photo title, whether the photo complies with non-manipulation rules for the specific Salon. These may differ from one Salon to the next. Most Salons require compliance with PSSA rules but some do have extra criteria included.
10. I do not use the same title for different images. If a suitable title for a photo is a problem for me, I ask someone what the first thing is coming to mind seeing the specific photo.
11. A link is created and included for each photo entered. This allows me to open and view the photo while in the database.
12. When the result of the Salon is published, the acceptance mark and the mark my photos received are entered in the database. This allows me to evaluate the performance of each photo. The mark received against the acceptance mark, as % is determined automatically. This information guides me on whether the photo is worth entering again in future Salons.
13. If a photo has been accepted, it is noted if this was the 1st, 2nd or 3rd acceptance. After the 3rd acceptance the photo is not used anymore for the purpose of Salons.
14. If a photo received an award (COM, HonMen or category award), the record is entered as it counts as credits for awards such as the PPS Bertus de Jongh Honours for PPS 5 Star members. These credits received are also more for promotion at PPS, than for an acceptance only.
15. A link is created to include the email or report card received as the Salon results. Again, the link provides easy access to the specific record and no need to search your emails.
16. The same database is use for other entries such as for publications, photo competitions and websites. Some of these results are also recognised as credits for awards such as PPS Bertus de Jongh Honours.

Photo Vault has record on the photos entered in competitions and Salons via the portal of Photo Vault, which will provide you with the above information but not for those International Salons entered via other platforms.

The information on Photo Vault can be accessed as follow:

17. Login
18. Select "My Photo Vault"
19. Under "My Photo Vault" you can download "My Salon Entry Summary" which give the database of all Salon entries via Photo Vault (excluding Salons and other competitions outside

Photo Vault). I have however not evaluated this report yet, to determine if complete and correct.

20. Another option is to select each photo and then select “Where was it used”
21. A list will be available indicating in which competitions you entered the specific photo with the results.
22. It is important to remember that if you loaded a specific photo more than once on Photo Vault, you need to access all photos to get the information. Sometimes a photo is loaded again after adjustments. Photo Vault will see it as two photos and not the same photo.
23. Alternatively you can enter the title or part of the title, to show only certain photos and then using “Where is was used” to get the results.

A similar database is in place for my PPS club entries to avoid submitting the same photo more than once (not referring to re-entries) and to avoid disqualification in non-manipulation categories.



I trust this information will be of assistance to the members that are new to Salons. You are more than welcome to contact me if something is not clear or assistance is needed.

Taking part in Salons give you an alternative platform of rating of your photographs. The catalogues of Salons also provide inspiration and an idea of what the judges see as winning images.



Quote submitted by Sonja de Klerk

PHOTO CAFÉ 2023/2024	
SEPTEMBER 2023	
5 September Photo Essay presentations and announcing of winners	
OCTOBER 2023	
3 October Photo Stacking demo by Tony Roberts Rear Front sink flashing by Giuseppe Carbonatto	
NOVEMBER 2023	
7 November Guest speaker: Neville Peterson - Industrial Photographer Francois Venter - Criterium and tips regarding salons	

OUTINGS/ WORKSHOPS/ PHOTO OPPORTUNITIES 2023/2024	
	SEPTEMBER 2023
3 September Fire event:  Dea ex Machina – Tony Roberts	9 September - Flower workshop - Jan Cillierpark:  Purple is my colour – Karin du Toit 19 September - Rhino of the Mapungupwe Ballet rehearsal 30 September – Klitsgras Drum Beating
OCTOBER 2023	
13 October Gentle Introduction to Drag Hunting at the Inanda Country Base	
NOVEMBER 2023	
1-15 November White Rivier rafting/kayaks photography near Lanseria	

End of Year Function:

A photograph of a brown cowboy hat with a black zig-zag stitching pattern on its brim, and a dark brown braided lasso, resting on a rustic wooden plank surface. Scattered straw is visible in the upper right and lower right corners of the image.

HOWDY!

It's time to celebrate the best of the west!

So put on your cowboy boots and hat
and join us for a feast

21 November 2023
18:30 for 19:00
R120 per person
RSVP by 7 November 2023
@ ppsannouncements@gmail.com

PPS Birthday list:

January	February
Marianne Ver Loren van Themaat 1	Vanessa Price 6
Gerrit van Rooyen 19	Gurling Bothma 18
March	April
Christelle Swart 6	Casper van Eck 11
Rudi Pothas 13	Carina Munday 24
Fransie Stevens 21	
Linda Martin 22	
May	June
Detlef Basel 23	Suretha du Plessis 11
Frans Fouché 30	Jing Chen 13
	Joan Fouché 16
	Lloyd Munday 18
	Marius Coetzee 30
July	August
Diana van de Wiel 4	Tony Roberts 6
Robin Miles 9	Sonja de Klerk 10
Johan Ver Loren van Themaat 21	Bill Zurich 16
	George Stevens 16
	Almari Coetzee 17
	Ann Roberts 23
	Brigitte Hansen 25
September	October
	John Tapuch 1
	Thelma van der Schyff 8
	Huan Zhongjie 12
	Chantelle J v Rensburg 24
November	December
Santie van Eck 6	Brendan Hohls 1
Johan Hosten 9	Giuseppe Carbonatto 1
Karin du Toit 11	Hendrik Grobbelaar 24
Giel du Toit 15	Pine Pienaar 26
Frans Mohr 21	Marlene Birkholtz 31
Bruno Engel 21	

Please send your date of birth to Joan Fouché if your name is not on the list.