

A

U

G

U

S

T


2

0

2

3

- ⇒ THANK YOU TO OUR AUGUST JUDGE— PAULA RUTHERFORD
- ⇒ UPCOMING SALONS AND SALON ACCEPTANCES
- ⇒ MESSAGE FROM OUR CHAIR
- ⇒ THE RETRO BUS CLUB OUTING
- ⇒ EXPOSING FOR FLASH AND AMBIENT LIGHTING



Cover page:

Ron Reynolds

Hibiscus unfurling

Publisher	Benoni Camera Club
Editor	Cathy Boyes
Club Meetings	1st Wednesday of the month
Venue	Northfield Methodist Church, Cnr. Aerodrome Rd & Webb Street, Benoni.
Time	18h00 for 18h45
Bank Acc	Benoni Camera club ABSA Bank, Acc No: 29525870 Branch 632005 Use your NAME & SURNAME as a reference

www.benonicameraclub.co.za

info@benonicameraclub.co.za



The Benoni Camera Club is proudly associated with the
Photographic Society of South Africa. www.pssa.co.za



INDEX

Page	
1	Cover Page
2	Club Details
3	Index
4	Committee Members
5	Chair's Chat
6	Set Subjects for 2023
7	Upcoming Events
8	The Retro Bus Club Outing
9	Upcoming Salons
10	Salon Acceptances
11—12	Member's Scores—August
13	Top 20 Scores
14	Winning Images and COMS
15	Winning Image—Set Subject
16	Best Junior and Best Senior Image
17 —19	Best Images 1 to 5 Star
20—23	Certificates of Merit
24	Exposing for flash and ambient lighting
25	Tuckshop Menu
26	Membership Application Form
27	That's all Folks!!



CATHY DOOLEY
CHAIRPERSON
 TEL: 082 858 4832
 cathydooley822@gmail.com

JEANETTE SMITH
TREASURER
 TEL: 0824568412
 j.c.smit@mweb.co.za

LINDA STEDMAN
SECRETARY
 TEL: 083 628 1226
 pearly30856@gmail.com

PATRICIA BIBB
EVENTS CO-ORDINATOR
 TEL: 061 436 2323
 pattibibb1960@gmail.com

HANS VAN DER WALT
E—IMAGE SCORE KEEPER
 TEL: 082 448 0152
 jerel@icon.co.za

ANTON JACOBS
PHOTOVAULT CO-ORDINATOR AND
CLUB EQUIPMENT CO-ORDINATOR
 TEL: 0661943601
 anton@benonicameraclub.co.za

CATHY BOYES
MAGAZINE EDITOR
 TEL: 0823728042
 boyes.cathy@gmail.com





Hello Everyone,

After a busy season of photography, I decided to get away for a break.

Walking on the beach with only my cellphone was fun and interesting. I tried out different angles and tried to make pictures that I would normally not have thought of.

Different ideas and inspiration comes as soon as you are limited to it, so try to limit yourself to one lens or only a cellphone and see what interesting ideas you can create.

And enjoy.

Warm regards,

Cathy





MAKE SURE YOUR ENTRIES ARE IN ON THE SUNDAY BEFORE THE FIRST WEDNESDAY OF THE MONTH. IMAGES MUST BE 1920 x 1080 PIXELS, SRGB COLOUR SPACE AND LESS THAN 2MB FILE SIZE.

SET SUBJECTS FOR 2023

SEPTEMBER

SLOW SHUTTER SPEED

OCTOBER

PANNING

NOVEMBER

FROZEN IN TIME

DECEMBER

VERSATILITY





Club Outing - Dullstroom

First weekend in September

South African Dog Agility Association

August Games Trial

Kyalami Park - 27 August

Cars4Kids Wheels & Wings


Rand Airport Car & Bike Show - 2 September

Rand Air Show

Rand Airport - 2 September

Distinguished Gentlemen's Drive

Pretoria - 24 September







Upcoming Salons



2nd Midlens PDI Salon

Closing date—26 August



1st Maritzburg Camera Club PDI Salon

Closing date—08 September



5th Westville Club Digital Salon

Closing date—21 October



18th KCC National Digital Salon

Closing date—07 November

Raise your photography to the next level by entering as many salons as possible

SALON ACCEPTANCES

3rd WITZENBERG PHOTOGRAPHIC SOCIETY SALON

Stephen Kangisser	2 Certificates of Merit 6 Acceptances
Cathy Dooley	3 Acceptances
Sally Matthee	4 Acceptances
John Roux	2 Acceptances

2nd SANPARKS HONORARY RANGERS SALON

Cathy Dooley	1 Acceptance
Margaret Finn	3 Acceptances
Stephen Kangisser	1 Certificate of Merit 8 Acceptances
Jacques Lourens	2 Acceptances
Natalia Lumgair	1 Acceptance
Sally Matthee	3 Acceptances
Ron Reynolds	1 Acceptance
John Roux	2 Acceptances

1st HIGHWAY SALON

Stephen Kangisser	2 Certificates of Merit 7 Acceptances
Cathy Dooley	3 Acceptances
Jacques Lourens	3 Acceptances
George Pipinos	1 Acceptance
Leigh Reynolds	1 Acceptance
John Roux	1 Acceptance



Firstname	Surname	Star Rating	Point in Section	Points needed for section	Gold attained for Section	Golds/Corns needed for the section	Service	Salon Acceptances	Acceptances needed for the section	Rating required	Alternate rating required	PSSA Awards
Priyasha	Dhanashwar	1	70	0	5	7	0	0	0	0	0	0
Hestrie	Erasmus	1	104	0	7	5	0	0	0	0	0	0
Christina	Mahlangu	1	0	0	0	12	0	0	0	0	0	0
Michelle	Stephen	1	106	0	8	4	0	3	-3	0	0	0
Gemma	van der Merwe	1	127	0	10	2	0	0	0	0	0	0
Shaun	van der Vywer	1	56	0	4	8	0	0	0	0	0	0
Diana	Allison	2	79	141	6	9	0	1	-1	0	0	0
Sasha	Reyneke	2	0	220	0	15	0	0	0	0	0	0
Alan	Samson	2	135	85	11	4	0	0	0	0	0	0
Patti	Bibb	3	492	-197	37	-17	1	0	5	0	0	0
Basil	Chassoulas	3	185	110	11	9	0	0	5	0	0	0
Lesley	Chown	3	28	267	1	19	0	0	5	0	0	0
Conner	Erasmus	3	261	34	20	0	0	1	4	0	0	0
Ferdi	Hartzenberg	3	498	-203	39	-19	0	4	1	0	0	0
Tom	Loughran	3	144	151	12	8	0	0	5	0	0	0
Natalia	Lumgair	3	0	295	0	20	0	10	-5	0	0	0
Ada	Olwaga	3	314	-19	25	-5	0	0	5	0	0	0
Marlou	Schalkwyk	3	0	295	0	20	0	0	5	0	0	0
Robert	Spoon	3	249	46	21	-1	0	2	3	0	0	0
Frank	Ueckermann	3	38	257	2	18	0	0	5	0	0	0
Isabella	van der Slik	3	557	-262	25	-5	0	3	2	0	0	0
Jennifer	Vorster	3	40	255	3	17	0	0	5	0	0	0



Firstname	Surname	Star Rating	Point in Section	Points needed for section	Gold attained for Section	Golds/Corns needed for the section	Service	Salon Acceptances	Acceptances needed for the section	Rating required	Alternate rating required	PSSA Awards
Craig	Adams	4	943	-503	70	-40	0	2	13	0	0	0
Amy	Ansell	4	2334	-1894	138	-108	1	0	15	0	0	MPPSA, EPSSA (Mille)
Antonette	Bezuidenhout	4	2271	-1831	175	-145	0	33	-18	0	0	0
Cathy	Boyes	4	1352	-912	92	-62	1	2	13	0	0	0
Lynda	Erasmus	4	1007	-567	75	-45	0	8	7	0	0	0
Trevor	Fox	4	1254	-814	85	-55	0	0	15	0	0	0
John	Horn	4	1376	-936	92	-62	1	3	12	0	0	0
Anton	Jacobs	4	407	33	30	0	1	1	14	0	0	0
Stephen	Kangisser	4	1147	-707	86	-56	0	518	-503	0	0	LPSSA, DPSSA
Pieter	Kruger	4	599	-159	42	-12	0	0	15	0	0	0
Jacques	Lourens	4	30	410	2	28	0	30	-15	0	0	0
Cecil	Mayhew	4	2507	-2067	187	-157	0	39	-24	0	0	0
Suzette	McLaren	4	633	-193	46	-16	1	0	15	0	0	0
Neil	Murray	4	98	342	3	27	0	1	14	0	0	0
Sheilah	Murray	4	275	165	16	14	0	0	15	0	0	0
George	Pipinos	4	741	-301	53	-23	0	5	10	0	0	0
Peta	Quabeck	4	258	182	16	14	1	0	15	0	0	0
Linda	Stedman	4	560	-120	47	-17	1	0	15	0	0	0
Hans	Van der Walt	4	2198	-1758	169	-139	1	0	15	0	0	0
Margot	Vile	4	692	-252	49	-19	0	2	13	0	0	0
Michelle	Wilson	4	786	-346	51	-21	0	1	14	0	0	0
Morné	Wright	4	1479	-1039	97	-67	0	0	15	0	0	0
Cathy	Dooley	5	n/a	0	100	50	1	403	-253	APSSA	DPSSA	LPSSA, DPSSA
Shane	Else	5	n/a	0	65	-25	1	41	-1	0	D2	0
Margaret	Finn	5	n/a	0	133	-58	1	67	8	LPSSA	D3	0
Sally	Matthee	5	n/a	0	128	-88	1	81	-41	0	D2	Diamond1 Open
Michelle	Nelson	5	n/a	0	58	-38	1	19	1	0	D1	0
Leigh	Reynolds	5	n/a	0	47	-27	1	17	3	0	D1	0
Ron	Reynolds	5	n/a	0	99	-59	1	31	9	0	D2	0
Julie	Rochford	5	n/a	0	61	-41	1	15	5	0	D1	0
John	Roux	5	n/a	0	81	-41	1	104	-64	0	D2	0
Paula	Rutherford	5	n/a	0	239	-199	1	38	2	0	D2	0
Jeanette	Smith	5	n/a	0	61	-21	1	43	-3	0	D2	0
Belinda	Ueckermann	5	n/a	0	0	20	1	32	-12	0	D1	0
Leen	Van der Slik	5	n/a	0	99	51	1	123	27	APSSA	DPSSA	FPSSA



TOP SCORES

JUNIOR

Isabella	van der Slik	3	335
Conner	Erasmus	3	305
Robert	Spoon	3	293
Tom	Loughran	3	281
Patti	Bibb	3	277
Ferdi	Hartzenberg	3	273
Alan	Samson	2	264
Diana	Allison	2	254
Sasha	Reyneke	2	152
Gemma	van der Merwe	1	127

SENIOR

Cathy	Dooley	5	368
Stephen	Kangisser	4	343
Ron	Reynolds	5	340
Hans	Van der Walt	4	325
Antonette	Bezuidenhout	4	321
Cecil	Mayhew	4	309
John	Roux	5	305
Morné	Wright	4	302
John	Horn	4	297
Linda	Stedman	4	295



WINNING IMAGES

SET SUBJECT

1 STAR	SHAUN VAN DER VYWER
2 STAR	ALAN SAMSON
3 STAR	TOM LOUGHRAN
4 STAR	STEPHEN KANGISSER
5 STAR	RON REYNOLDS

BEST JUNIOR IMAGE	SHAUN VAN DER VYWER
BEST SENIOR IMAGE	RON REYNOLDS

Certificates of Merit

CATHY DOOLEY	BUFFALO IN MONO
TOM LOUGHRAN	BRONKHORSTSPRUIT 400
ISABELLA VAN DER SLIK	EARLY MORNING DROPLETS
ANTONETTE BEZUIDENHOUT	TOO MANY TO COUNT
CATHY BOYES	HARVARD IN FLIGHT
HANS VAN DER WALT	BRANDWAG BUTTRESS IN CLOUDY WEATHER
MORNE WRIGHT	HOLY COMMUNION
SALLY MATTHEE	THIRST
RON REYNOLDS	DROPLETS




SET SUBJECT WINNING IMAGE

Water droplets



RON REYNOLDS

PIGEON THROUGH WATER DROPLETS




WINNING IMAGES


Best Junior Image

SHAUN VAN DER VYWER

JUAN




Best Senior Image




RON REYNOLDS


HIBISCUS UNFURLING



BEST 1 STAR



SHAUN VAN DER VYWER
JUAN



BEST 2 STAR



ALAN SAMSON
JUST RELAX

BEST 3 STAR



TOM LOUGHRAN

WHITE THROATED SWALLOW



BEST 4 STAR



STEPHEN KANGISSER

RON WEASLEY AND HIS VIOLIN



BEST 5 STAR



RON REYNOLDS
HIBISCUS UNFURLING



CERTIFICATE OF MERIT



CATHY DOOLEY
BUFFALO IN MONO



TOM LOUGHRAN
BRONKHORSTSPRUIT 400

CERTIFICATE OF MERIT



ISABELLA VAN DER SLIK
EARLY MORNING DROPLETS



ANTONETTE BEZUIDENHOUT
TOO MANY TO COUNT

CERTIFICATE OF MERIT



CATHY BOYES

HARVARD IN FLIGHT



HANS VAN DER WALT

BRANDWAG BUTTRESS IN CLOUDY WEATHER

CERTIFICATE OF MERIT



SALLY MATTHEE

THIRST

MORNE WRIGHT

HOLY COMMUNION



RON REYNOLDS

WINTER

Exposing for flash and ambient lighting

There are hundreds if not thousands of articles on the internet and elsewhere on Exposing for flash and ambient.

This is just another attempt to try and make it clearer. Let me start off by explaining the fall-off of light. Light like sound, heat, radiation etc., reduces in strength the further it goes from the source. This is known as the inverse square law. (See the article in an earlier Peeps magazine) If you shine a torch to a distant object you will soon find out that your light does not go far. If you use a flash the effect is exactly the same.

Now for the interesting part, when you try and use your speed light (flash) in bright sunlight you will soon find out that it does not have enough light to overpower the sun. To understand what it means to overpower the sun effect better, is to take a reasonably strong torch and shine the light onto a sun lit wall, and you will only see the torch light when you bring the light close to the sun lit wall. Therefore to make a noticeable impact you will need a very strong light.

When using a flash light to light up only a section or the whole scene, keep in mind that there will be a minimum of two light sources at play— ambient light and the flash light. The ambient light can also be a composition of more than one source. It could be artificial light of various types like incandescent, fluorescent, LED etc. All types of light has different light colour (temperature) which can and will influence the final product.

For this discussion we are only using 2 light sources as we will shoot outdoors in daylight. To use your speed light outdoors in the sun you have to be extremely close to the subject or you have to use an extremely powerful light, plus ND filters. Keep in mind that the speed light outputs only a fraction of the sun's light.

When you want to set up a shoot with a model in a very bright scene it will be advisable to create some shade over your model or stand in the shade of a tree. If you are using the flash off camera, a trigger system has to be used. It must be kept in mind that the light of your flash must not be able to reach the background.

Firstly expose for the background scene without the flash, to create an acceptable photo, ignoring the model or object that has to be lit by the flash. Your model will be very dark (silhouette). The camera settings at this time will be your final photo settings as the flash light will be set up to only light your model or object that you want to light up.

The flash will now be set up separately to light up only the model or object in your scene. The speed light has to function independently (manual). It can be done in various ways. Leave the camera settings untouched and turn the flash on in manual mode. Increase the flash output until you are happy with the photo. You can also use a light meter to set up the flash output. You can also use the light meter in your camera to calculate the flash strength. Take note of your camera settings as they have to be restored after setting up the flash or leave the original camera settings as is and only adjust the aperture (f-stop) to a value where the model is correctly exposed. Take note of the f-stop setting of your camera and configure your flash output to this value manually then restore the camera to the original f stop.

When using the flash in auto mode it must be kept in mind that some cameras also have a FEC (flash exposure compensation) feature that allows you to set up a 0 to -3 stop flash output. Some flash units also have this feature. Finally restore your aperture to the original value and make sure your flash is on manual.


Remember that your flash output must not be able to modify the background as this will defeat the whole exercise.

Sample camera settings:

If the background is very bright it could mean that you have to decrease the ISO and/or aperture and increase the shutter speed.

Camera: ISO 100, f/16, 1/2000 Sec. Keep in mind that the f-stop will influence your Depth Of Field

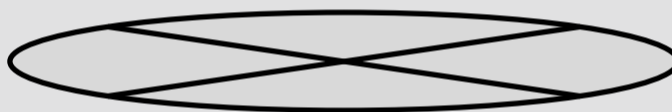
Flash: f/4 The distance of the flash to the model must be kept constant. If you find that the model is too dark you can move the flash closer. (Every time you halve the distance the f-stop will be increased by 1 stop). Do not adjust your camera settings.



TUCKSHOP

Toasted Ham and Cheese	R35.00	Colddrinks	R15.00
Toasted Chicken Mayo	R35.00	Chocolates	R15.00
		Crisps	R10.00

TEA AND COFFEE WILL BE AVAILABLE AT NO COST



PLEASE NOTE THAT THE MEETING HALL WILL BE OPEN FROM
18h00, ALLOWING YOU TIME TO PLACE

YOUR ORDERS.

JUDGING WILL COMMENCE AT 18H45





BENONI CAMERA CLUB BENONI KAMERA KLUB

P o Box 25415, Lakeside Mall,1527
Posbus 25415, Lakeside Mall, 1527

Affiliated to: The Photographic Society of South Africa
Geaffilieer aan: Die Fotografiese Vereeniging van Suid Afrika



Application for membership / Aansoek om lidmaatskap

Personal Details / Persoonlike Besonderhede

First Name: Noemnaam:				Surname: Van:			
ID Number: ID Nommer	<input type="text"/>	<input type="text"/>	<input type="text"/>	<input type="text"/>	<input type="text"/>	<input type="text"/>	<input type="text"/>
Postal Address: Posadres:	<input type="text"/>						
	Code / Kode:						
Tel No/Nr:	Home/Huis:	Work/Werk:	Cell / Sel :				
E-Mail address / E-pos adres:							
<u>Honours / Eretitels</u>		Member of PSSA Lid van FVSA	Yes Ja	No Nee			
Grading: Gradering:	<u>Digital / Digitaal</u>	PSSA Number					

Membership Fees / Ledefooie

Entree Fee/ Aansluitings fooi	R100.00	Once off payment/Eenmalige betaling
Annual Membership fee/Jaarlikse lede Fooi	R400.00	Payment due by 28 February Betaling teen 28 Februarie R400.00
Non-Member attending (spouse/Partner)	R200.00	
Student Member 21 years and under	R300-00	

Banking Details / Bank Besonderhede

Bank:	ABSA	Acc No/Rek Nr:	29525870
--------------	-------------	-----------------------	-----------------

For Office use / Vir Kantoor Gebruik

Receipt Number		Star Rating Approved	
Application approved		Honours received	
Club badge & membership guide received		PSSA membership received	

Send form and proof of payment to:

info@benonicameraclub.co.za

UNTIL NEXT

MONTH ...

