

# *Macro Judging*

A macro photograph of a tree trunk with a hole and a caterpillar inside. The caterpillar is yellow and black striped, and is visible through the hole. The background is a blurred greenish-brown.

*Seeing from the  
other side....*


# Overview



- History of macro photography
- What is macro photography?
- The Masters!
- The four “boundary” issues
- Golden rules for judging

# History of macro photography

- Thomas Wedgwood (1771 – 1805)
  - Proposed the possibility of photomicrography from microscopes – 1802
  - Proposed as one of the benefits of photography
- William Henry Fox Talbot
  - Since 1834, Talbot used small cameras to record images on paper (20x enlargement; transverse section of a stem)
- W. H. Walmsley
  - Proposed term “photomacrography” in 1899
    - Photomicrography (10:1 -  $\infty$ :1)
    - Photomacrography (1:1 – 10:1)



# History of macro photography



- Frank Percy Smith
  - “To demonstrate how spiders fly” (1909)
  - “The acrobatic fly” (1910)

BBC documentary in 2013 trying to recreate acrobatic fly


<https://youtu.be/8hlocZhNc0M>

- Started the series
  - “Secrets of nature” (1925)

The Bedtime Stories of Archie the Ant
- Kilfitt Makro-Kilar 40mm
  - 1955




# What is macro photography




- What is macro photography?
  - Photomicrography (10:1 -  $\infty$ :1)
  - Photomacrography (1:1 – 10:1)
- Sensor area size: subject area size
  - Stamp (36 x 24 mm : 36 x 24mm)
  - Full frame? Cell? Medium format?
- Macro vs close-up





Close-up



Macro



Super Macro

# What is Macro Photography



© Hendrik Louw  
To God the Glory

- PSSA Standard
  - Wikipedia & tradition – 1X
  - National Geographic – 2X
  - SA salons and individual clubs – up to 4X (unofficial)
  - International various
  - PSSA

*“Macro photography is extreme close-up photography, where you get close to a small subject by physical or optical means. The size of the subject in the finished photograph is usually greater than life size and reveals detail which cannot easily be seen with the naked eye.”*
- Suggestions?



# What is Macro Photography is NOT!!

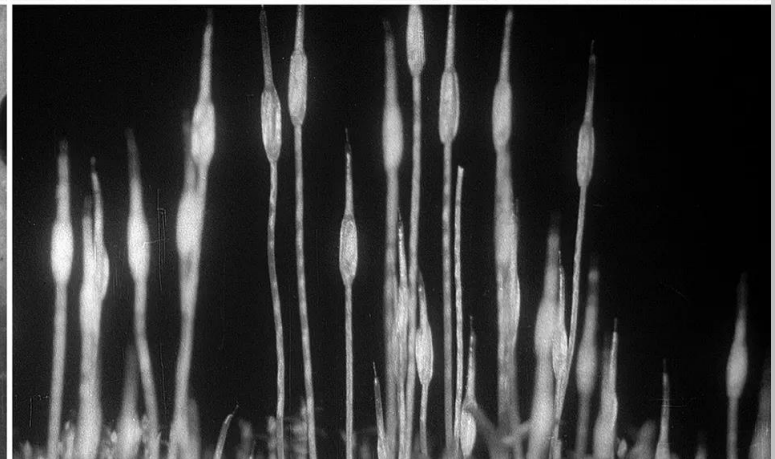

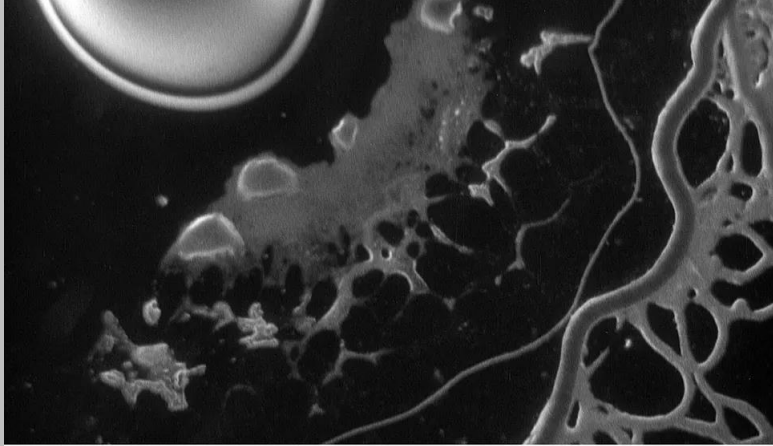

- “Macro” is NOT a photography genre!
- “Macro” is purely a technical definition





# Masters of macro photography

- Frank Percy Smith - Brittan
- David Fairchild - USA
- 1950 – 1970
  - Jewellery (watch mechanisms)
  - No one really stood out
- Gilles Martin - France
- Alberto Ghizzi Panizza - Italy
- Ciska Venter – South Africa





# Masters of macro photography

- David Fairchild (1869 – 1954)
  - American botanist
  - Responsible for introduction of more than 200 000 exotic plants in America (nectarines, cotton, rice....)
  - Married Marian (Alexander Graham Bell) and on Board of Trustees for National Geographic Society
  - Monsters of our backyard (1913 – National Geographic)
    - 3,7 meter camera lens (Long Tom)
  - Book of Monsters (1914)



[ 99 ]




[ 100 ]





# Masters of macro photography

- Gilles Martin – France
  - Born 1956      - Father a painter      - Started at age 7
  - MANY books / films - National GEO
  - Archive of endangered species



# Masters of macro photography

- Alberto Ghizzi Panizza - Italy
  - Born 1975
  - Father a painter
  - MANY international awards
  - Nikon master and tester





# Masters of macro photography



- Ciska Venter – South Africa
  - Born 1973
  - Started primary school; 2009 Westville
  - FPSSA; EPSSA
  - All natural!

*“Love what you do  
and the rest will follow”*












# Just another macro photographer

- Hendrik Louw – South Africa
  - Simplistic style
  - Push the boundaries
    - Depth of Field (DoF)
    - Other techniques
  - Create a sense of emotion and participation
  - Wide angle macro
  - I want to create artworks!



*“Each little creation;  
a big miracle on its own”*



© Hendrik Louw  
To God the Glory  
[www.hendriklouw.net](http://www.hendriklouw.net)



Copyright © Hendrik Louw  
To God the Glory  
[www.hendriklouw.net](http://www.hendriklouw.net)



Copyright © Hendrik Louw  
To God the Glory  
[www.hendriklouw.net](http://www.hendriklouw.net)



Copyright © Hendrik Louw  
To God the Glory  
[www.hendriklouw.net](http://www.hendriklouw.net)

# The four “boundary” issues

- Speed of events
- Depth of Field
- Creating light
- Processing





# The four “boundary” issues

- Speed of events




# The four “boundary” issues

- Depth of Field

- Depth of field refers to “*the section of a photograph that appears to be in sharp focus*”.
- Fixed by the magnification ratio and the aperture.

Scale of reproduction	Depth-of-field in mm at aperture no.									
	f/2.8	f/4	f/5.6	f/8	f/11	f/16	f/22	f/32	f/45	f/64
0.3	4	6	8	12	16	23	32	46	65	91
0.4	2.5	3.5	5	7	9.5	14	19	28	39	56
0.5	1.7	2.4	3.4	4.8	6.6	9.6	13.5	19.2	27	38.4
0.6	1.2	1.8	2.5	3.5	4.9	7.1	9.7	14.2	20	28.4
0.7	1	1.4	1.9	2.8	3.8	5.6	7.6	11.1	15.6	22.1
0.8	0.8	1.1	1.6	2.2	3.1	4.5	6.2	9	12.6	18
0.9	0.7	0.9	1.3	1.9	2.6	3.7	5.2	7.5	10.5	15
1	0.6	0.8	1.1	1.6	2.2	3.2	4.4	6.4	9	12.8
1.5	0.31	0.44	0.62	0.89	1.22	1.78	2.44	3.6	5	7.04
2	0.21	0.3	0.42	0.6	0.82	1.2	1.65	2.4	3.37	4.8
2.5	0.16	0.22	0.31	0.45	0.62	0.9	1.23	1.79	2.52	3.58
3	0.12	0.18	0.25	0.36	0.49	0.71	0.98	1.42	2	2.84
3.5	0.1	0.15	0.21	0.29	0.4	0.59	0.81	1.18	1.65	2.35
4	0.09	0.12	0.17	0.25	0.34	0.5	0.69	1	1.41	1.99
4.5	0.08	0.11	0.15	0.22	0.3	0.44	0.6	0.87	1.22	1.74
5	0.07	0.1	0.13	0.19	0.26	0.38	0.53	0.77	1.08	1.53
5.5	0.06	0.09	0.12	0.17	0.24	0.34	0.47	0.69	0.97	1.38
6	0.05	0.08	0.11	0.16	0.22	0.31	0.43	0.63	0.88	1.25

- NB: Above is effective aperture (Nikon vs Canon?)
- Setting aperture boundaries





f16

When every  
millimetre  
counts...!!



f29



f64




# The four “boundary” issues

- Depth of Field
  - Relation between aperture, enlargement and DoF
  - Setting aperture boundaries – Chromatic aberration – large aperture halo



f13



From a judging  
point of view:  
Does the DoF  
work? Yes / No



f25



f25





Hendrik Louw  
To God the Glory



# The four “boundary” issues

- Speed of events
- Depth of Field
  - DoF boundaries
  - Background
  - Aperture boundaries
- Creating light
  - Portraiture
  - Texture!!!!
  - Over-exposure
- Processing





*Hendrik Louw  
To God the Glory*







*Hendrik Louw  
To God the Glory*

# The four “boundary” issues

- Speed of events
- Depth of Field
- Creating light
- Processing
  - Saturation!!!!
  - Noise reduction
  - Sharpen



# Saturation!!!!








# The four “boundary” issues

- Speed of events
- Depth of Field
- Creating light
- Processing
  - Saturation!!!!
  - Noise reduction
  - Sharpen





# Golden rules!

Judge it according to any other judging guidelines:

- Technical (Macro? ; DoF; Sharpness; Texture; Detail)
- Impact (Visual and aesthetic; Content; Viewer's response; General Characteristics)

Know the boundaries

- Macro definition
- Technical
  - DoF
  - Chromatic Abberation
  - Lighting
  - Processing

Judge it in line with other categories

- Nature
- Wildlife
- Table top
- Portraiture
- Street photography
- Sport
- Abstract
- PS. Nudity allowed....

A living subject – treat it like a human (photography-wise...)

Some discussion...?



The million \$  
question.....?





Hendrik Louw  
To God the Glory

*"We may choose to ignore, but we can nowhere evade the presence of God.  
The world is crowded with Him. He walks everywhere, incognito." C.S. Lewis*