

FCC creative camera club CUUS

JULY
2023

RAFFLE NEWS!

LEVEL UP FROM PHOTOGRAPHY TO FINE ART

PSSA COMPETITION RESULTS

PSSA's
**WINNING CLUB
MAGAZINE**

2022

OFFICIAL NEWSLETTER

WWW.CREATIVECAMERACLUB.CO.ZA

CONTENTS

3 Chairperson's Message

4 Winning Images

6 PSSA Competition

8 High Scoring Images

10 Member Scores

12 Member Standings

13 Level Up: From Photography
To Fine Art Photography

18 Shoot News

19 Raffle News

21 Salon News

25 Calendar

Committee Members 2023

Chairperson: Jane Bursey

Vice Chairperson: Stanley Cohen

Secretary: {Vacant}

Treasurer: Jane Bursey

Image Master: Shane Bowman

Assistant Image Master: {Vacant}

Focus Editor: Michele-Ann Nel

Cover Image

Monkey Temple By Anthony Van Zyl

Designer

Shane Bowman

Contact CCC

chairman@creativecameraclub.co.za

Banking Details

Creative Camera Club, Standard Bank

Acc. No. 076 025 071 - Current Account

The Creative Camera Club is affiliated to the
Photographic Society of South Africa



CHAIRPERSON'S MESSAGE



Jane Bursey

An interesting question arose this month when the committee looked at the images submitted for our monthly meeting to be held on 7th August. It made us think.....

So we all know that CCC has a rule that images submitted to monthly competitions must have been taken within the last twelve months. Nothing new there. But if one creates a composite, how do we then deal with this image when the EXIF data shows a date older than the twelve month period? Technically, a composite is a new image, newly created by the author using his/her own images to create an image that didn't exist before, so there's no problem with submitting it - but what if the date on which the image was 'taken' is more than twelve months ago.....? Can we still allow this image in our monthly competition?

Having asked around a bit as to how a couple of other clubs deal with this question, the answer seems quite simple, really. The author needs to create his/her composite image by opening a new blank document and importing the various

layers into that document. This would mean, when the image is saved, it will be saved as a new image with the date in the EXIF data being the date on which the author created the composite, not the older date of the 'base' image. Then our rule about images that are submitted not being older than twelve months can still be applied. An interesting point that will be of relevance going forwards as more and more members get into creating composite images.....

Your committee will be discussing whether we now amend our image submission rules accordingly - we'll let you know in due course.

And now, here's another interesting question for all you CCC-ers..... **Who would like to go away for a club weekend?**

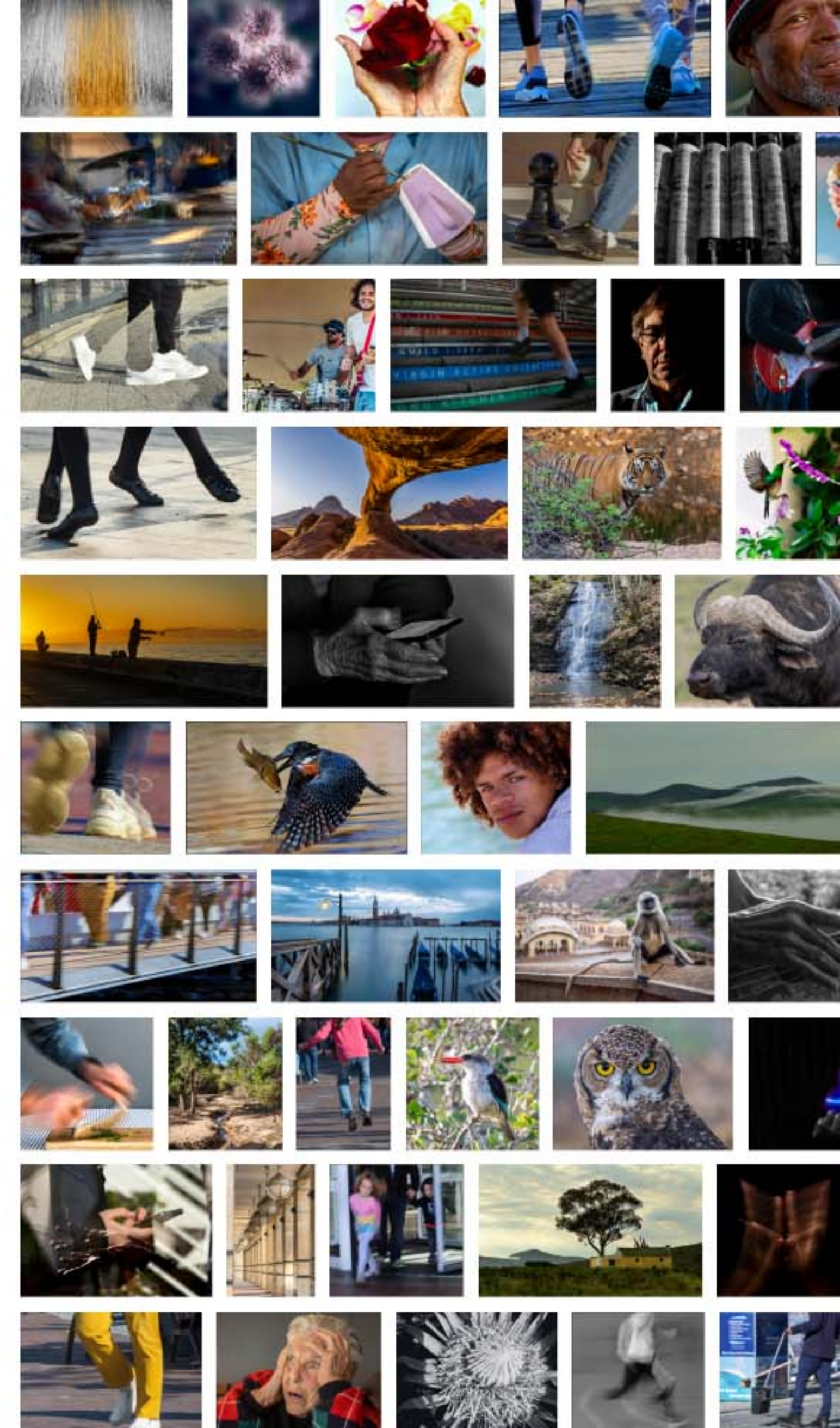
We used to do this every year and it was great fun - we went to the Cedarberg a couple of times, to Arniston, to Paternoster, and we had a great time getting to know other members a bit better, focusing on some or some photographic genre and improving our skills in that area, and

taking lots and lots of images in that location.

Then COVID stopped those weekends away. Now, your committee would like to resuscitate the weekend away idea. We've found a lovely venue in a spot within easy reach of Cape Town with lots of photographic opportunities in close proximity to where we would stay, not to mention other things we could do in the area, and we need your inputs to know if we should pursue the idea.

I'll soon be emailing you all with more detail, including the obvious question of costs, to get your views - please do respond to that email as your feedback will help us know how to plan for a weekend away or whether we should just 'park' the idea for another year.

That's it from me **Keep your cameras busy taking all those creative images you submit each month....**



WINNING IMAGES

Hands & Feet In Motion

OPEN

THEME



Runner 2
Chris Herselman (35) 23
Gold



PSSA Senior Club Entry

Monkey Temple 26
Anthony Van Zyl (45)
Merit

MOST CREATIVE

Voted By Members




Rhythms Of Africa 25
Michele-Ann Nel (MB) Gold

Waterfront

SHOOT

PSSA Junior Club Entry



Takeaway Breakfast 24
Robert McCracken (35) Gold

For More On The PSSA Competition:

[PSSA Site](#)

PSSA COMPETITIONS


June Results



Errol Mulligan
Christel Schuttler (3S)

35

JUNIOR



On Top Of The Tree
Michele-Ann Nel (MB)

35

SENIOR

Coming Home

Michele-Ann Nel (MB)

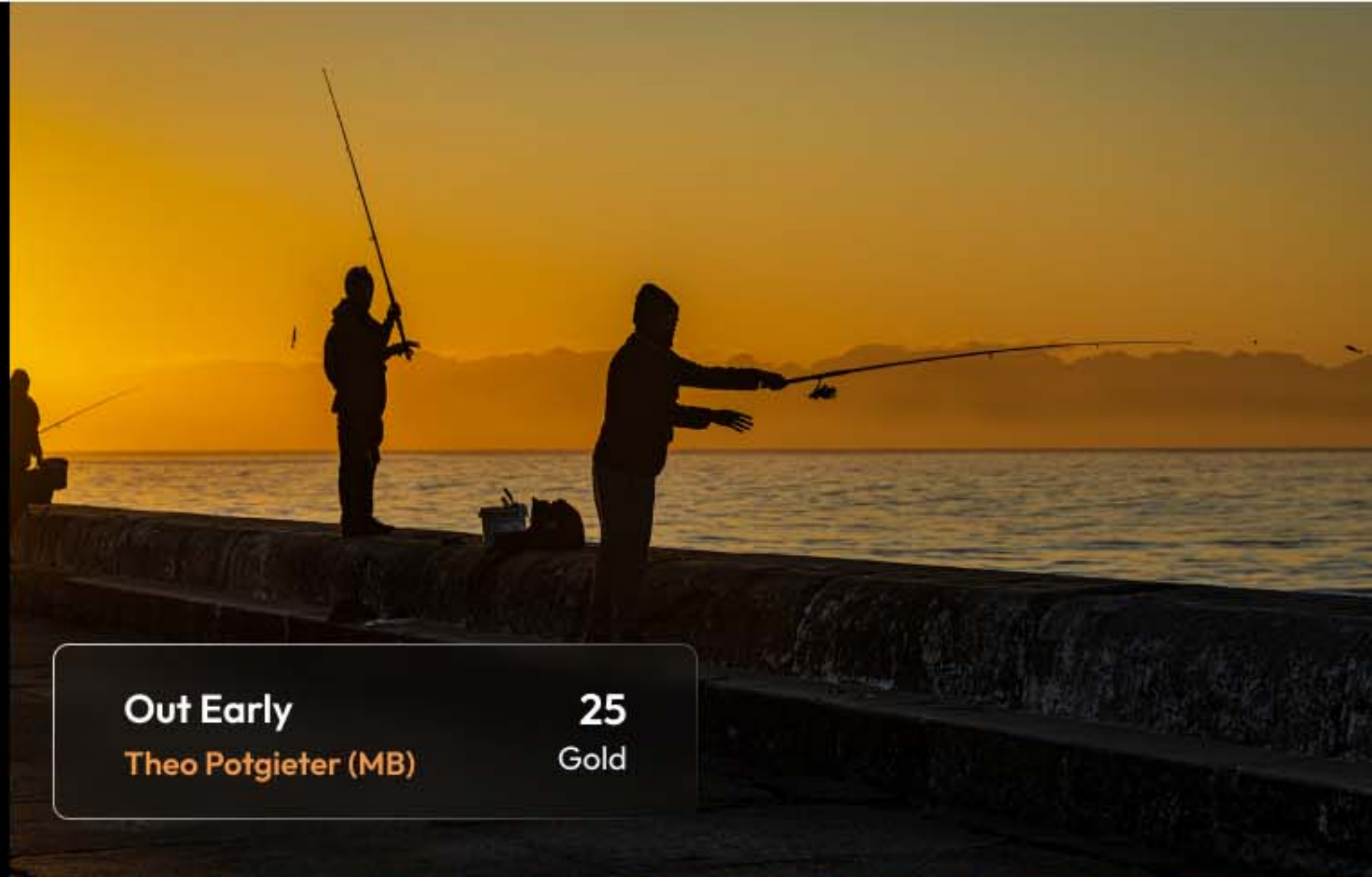
29



WE WRITE

HIGH SCORING

Scoring 24 & Above

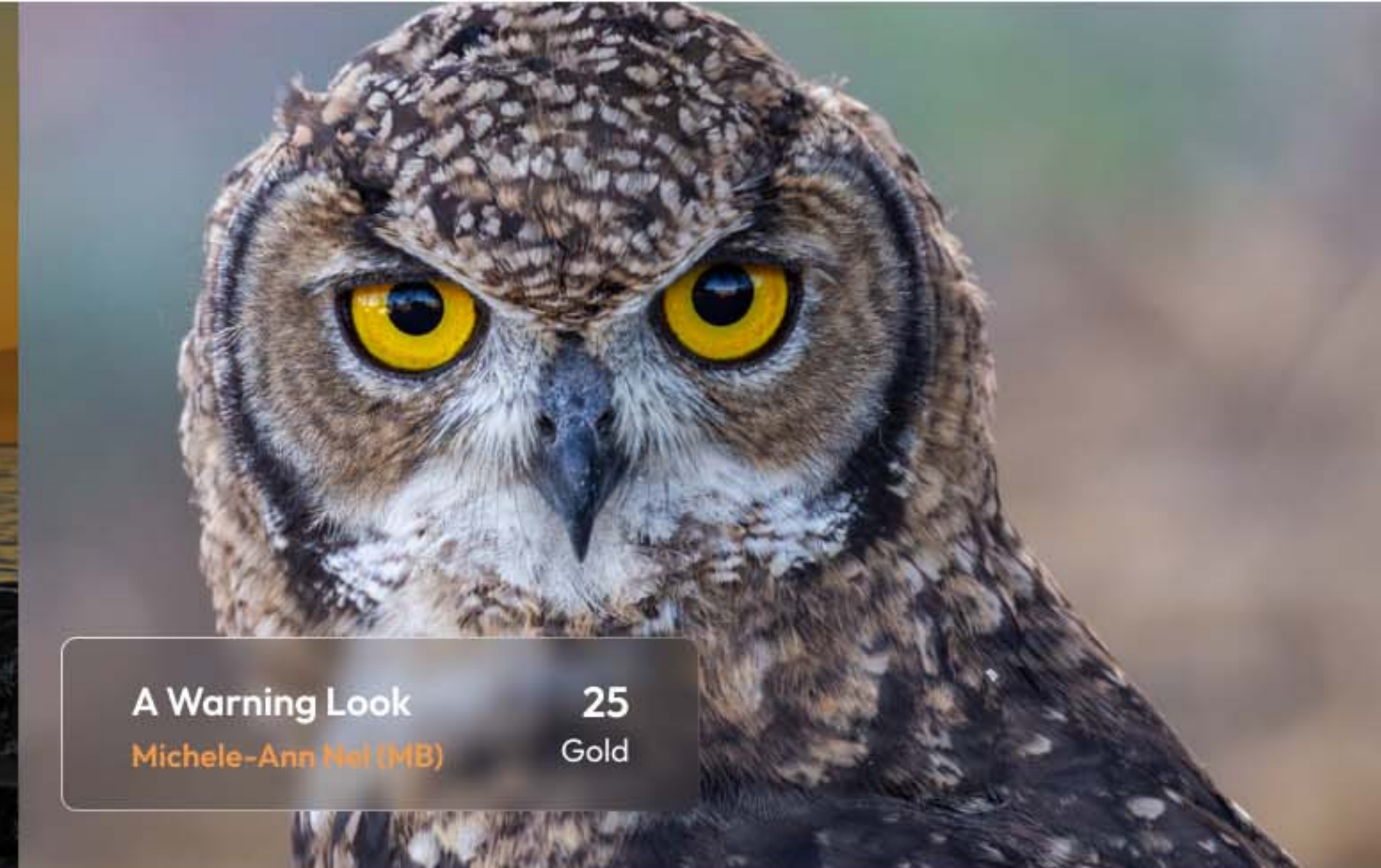


Out Early

Theo Potgieter (MB)

25

Gold

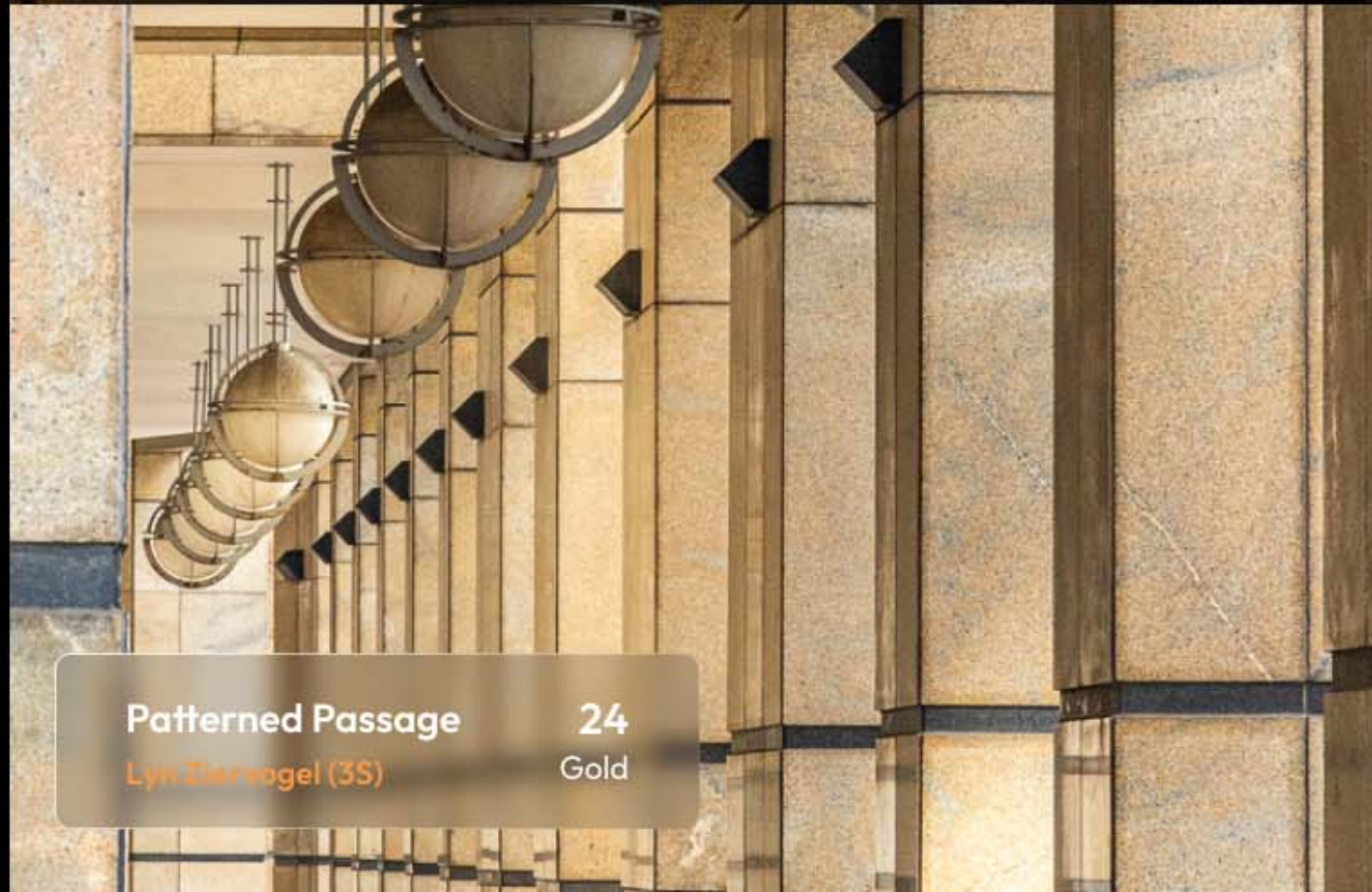


A Warning Look

Michele-Ann Nel (MB)

25

Gold




Patterned Passage

Lyn Zervogel (3S)

24

Gold



Takeaway Breakfast

Robert McCracken (3S)

24

Gold

OPEN SCORES

Photographer	Rating	Title	Score	Award
Theo Potgieter	MB	Out early	25	G
Anthony van Zyl	4S	The Tiger Who Came to Tea	23	G
Kenneth Dunbar-Curran	3S	Mini landscape	16	S
Roy Gaylard	3S	Sunbird Sipping	19	S
Lyn Ziervogel	3S	Patterned Passage	24	G
Reinette Kydd	2S	HogRock Falls	19	G
Robert McCracken	3S	Foot in Hand	23	G
Grace Remondo	2S	There is beauty in giving	15	S
Kembo Sithole	2S	Nature photography	15	S
Michele-Ann Nel	MB	Back Off	23	S
STANLEY COHEN	1S	OH MY GOODNESS	21	G
Rob Bowie	3S	Misty hills	17	S
Christel Schuttler	3S	Hardship	21	G
Anthony van Zyl	4S	Monkey temple	26	M

Photographer	Rating	Title	Score	Award
Kenneth Dunbar-Curran	3S	Selfie	15	B
Theo Potgieter	MB	San Giorgio	20	N
Roy Gaylard	3S	Lilac Fantasy	16	S
Lyn Ziervogel	3S	Ancient Arch	20	G
Reinette Kydd	2S	Touch of colour	15	S
Kembo Sithole	2S	steady hands	20	G
Grace Remondo	2S	Heart of a King	15	S
Michele-Ann Nel	MB	A Warning Look	25	G
Rob Bowie	3S	Abandoned	20	G
Robert McCracken	3S	Takeaway Breakfast	24	G
Christel Schuttler	3S	Cody	23	G

THEME SCORES

Photographer	Rating	Title	Score	Award
Kenneth Dunbar-Curran	3S	Drummer	18	S
Roy Gaylard	3S	Scrolling	15	B
Lyn Ziervogel	3S	Chopping Herbs	22	G
Reinette Kydd	2S	OneStep at a time	18	G
Ian Hart	2S	Catching the Light	17	S
Robert McCracken	3S	Camel Foot	19	S
Grace Remondo	2S	Music does not fade with age	23	G
Kembo Sithole	2S	Round of applause	18	G
Michele-Ann Nel	MB	Dancing Feet	21	B
STANLEY COHEN	1S	LIGHT AS AIR	17	G
Rob Bowie	3S	moving fingers	17	S
Chris Herselman	3S	Runner 2	23	G
Christel Schuttler	3S	Skipping	15	B
Shane Bowman	3S	In A Rush	19	S

SHOOT SCORES

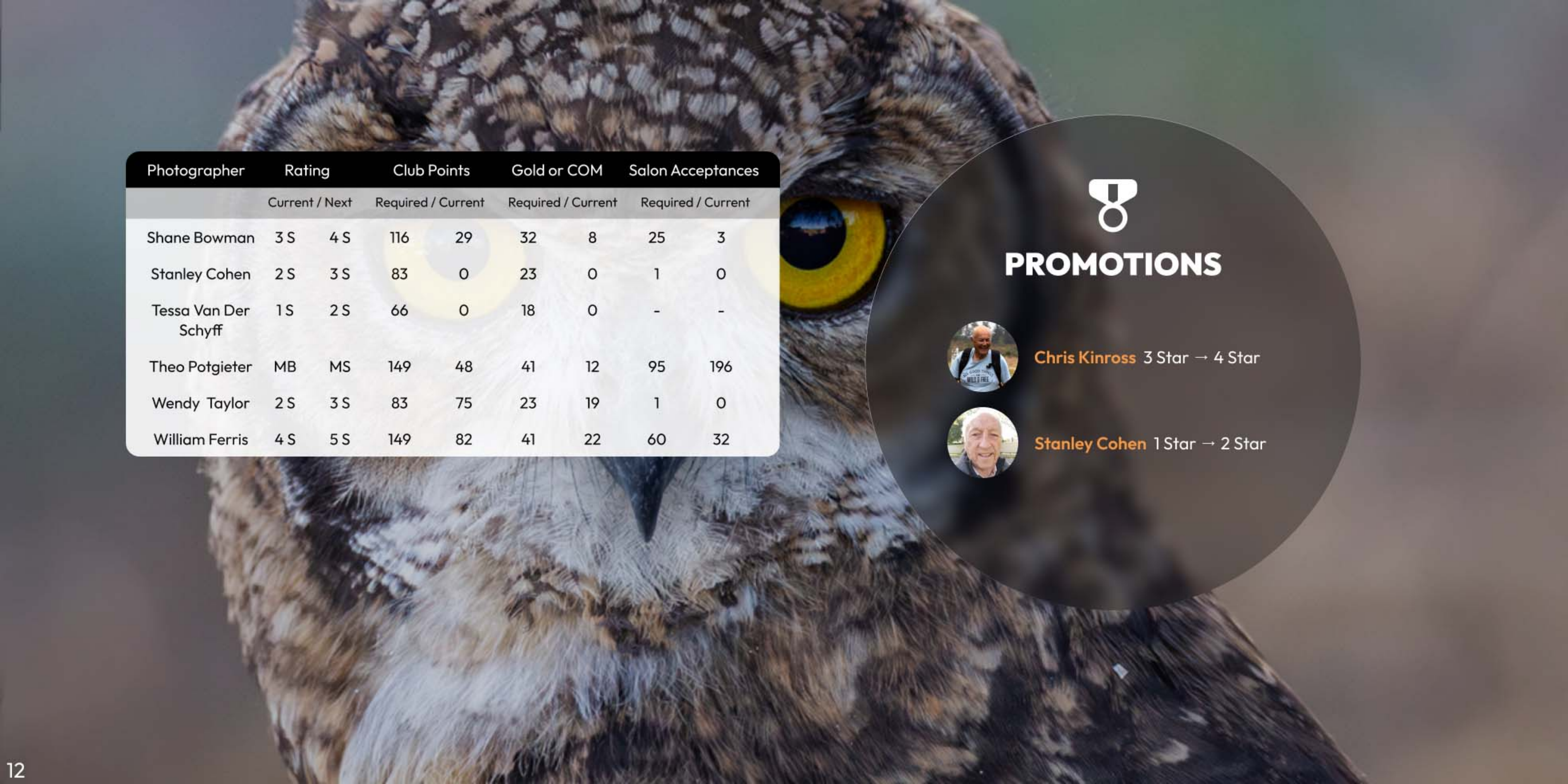
Photographer	Rating	Title	Score	Award
Lyn Ziervogel	3S	In Step	22	G
Reinette Kydd	2S	Historic Silos	23	G
Michele-Ann Nel	MB	Rhythms of Africa	25	G
Robert McCracken	3S	In Step	19	S
Grace Remondo	2S	On duty	15	S
STANLEY COHEN	1S	ONE STEP AHEAD	15	S
Rob Bowie	3S	Ghosting along	20	G
Christel Schuttler	3S	Hustle and Bustle	19	S
Shane Bowman	3S	In His Own World	21	G


MEMBER STANDINGS

Photographer	Rating		Club Points		Gold or COM		Salon Acceptances	
	Current / Next		Required / Current		Required / Current		Required / Current	
Anthony van Zyl	4 S	5 S	149	164	41	39	60	35
Arvind Bhawan	1 S	2 S	66	3	18	1	-	-
Cheryl Lowings	1 S	2 S	66	19	18	4	-	-
Chris Herselman	3 S	4 S	116	119	32	32	25	4
Chris Kinross	4 S	5 S	149	0	41	0	60	25
Chris Wiid	3 S	4 S	116	36	32	10	25	2
Christel Schuttler	3 S	4 S	116	272	32	80	25	1
Douglas Young	3 S	4 S	116	403	32	102	25	13
Grace Remondo	2 S	3 S	83	123	23	31	1	0
Ian Hart	2 S	3 S	83	79	23	23	1	0
Irvine Eidelman	3 S	4 S	116	79	32	20	25	6


Photographer	Rating		Club Points		Gold or COM		Salon Acceptances	
	Current / Next		Required / Current		Required / Current		Required / Current	
Jane Bursey	4 S	5 S	149	172	41	44	60	39
Kembo Sithole	2 S	3 S	83	59	23	17	1	5
Kenneth Dunbar-Curran	3 S	4 S	116	223	32	58	25	2
Lennon Fletcher	3 S	4 S	116	131	32	38	25	0
Lyn Ziervogel	3 S	4 S	116	86	32	26	25	5
Michele Kinross	3 S	4 S	116	203	32	62	25	17
Michele-Ann Nel	MB	MS	149	120	41	27	95	140
Reinette Kydd	2 S	3 S	83	77	23	22	1	14
Rob Bowie	3 S	4 S	116	34	32	8	25	5
Robert McCracken	3 S	4 S	116	114	32	30	25	1
Roy Gaylard	3 S	4 S	116	117	32	28	25	7

Photographer	Rating		Club Points		Gold or COM		Salon Acceptances	
	Current / Next		Required / Current		Required / Current		Required / Current	
Shane Bowman	3 S	4 S	116	29	32	8	25	3
Stanley Cohen	2 S	3 S	83	0	23	0	1	0
Tessa Van Der Schyff	1 S	2 S	66	0	18	0	-	-
Theo Potgieter	MB	MS	149	48	41	12	95	196
Wendy Taylor	2 S	3 S	83	75	23	19	1	0
William Ferris	4 S	5 S	149	82	41	22	60	32






PROMOTIONS



Chris Kinross 3 Star → 4 Star



Stanley Cohen 1 Star → 2 Star

LEVEL UP FROM PHOTOGRAPHY TO FINE ART PHOTOGRAPHY

Grace Remondo



WHEN DID I START LOVING PHOTOGRAPHY?

I found myself in love with writing and images very young. My father took pictures of most of our excursions with his Canon of the 80's. He converted the images in diapositives and I had to write the story of our holidays. He projected the images on the white wall of our lunch area. The projection was something magical for the little girl I was.

In 1990, my father took me to the court where there was a public trial. My father was one of the lawyers who defended men arrested on political charges. I took with me a notebook, a pen and an imaginary camera pretending to be an imaginary journalist who would tell the wide world the story of the men who fought for our young democracy. This story became a joke in my family.

A few weeks later, my father handed me his old typewriter that he had found in his cupboard. My mom's youngest sister was a student in Marseille and bought myself my first professional camera.

It was a big, heavy box with a maroon leather cover where you had to introduce a Kodak negative film. The setting had to be done manually. I started taking pictures, but nothing great. From there I began my long journey of frustration with photography.

FROM SONY TO NIKON

In 2013, I came in Cape Town because of health issues and finally decided to live here. I bought an automatic Sony, then a Fuji bridge camera. I took a basic photography course with Peter Haarhoff at Fish Hoek. My desire to learn more about photography was stirred. My new camera didn't allow me to be more creative, so I sold it to buy the Nikon I am still using.

A while later, I met Martin Osner during one of his 'Introduction to photography' talks and visited his gallery. The few hours I spent at Houtbay strongly impacted my soul. But photography is an expensive hobby. I could learn only through meetups and affordable workshops. A few years later, I joined CCC.

MASTERING PHOTOGRAPHY THROUGH FRIENDSHIPS

Mastering photography is about practising. Joining a club gave me more photographic knowledge, but also motivated me through the competitions and friendships. CCC brings people together. I benefitted a lot from my friendship with Elizabeth Cook. After the frustrations of lockdown, we started exploring different spots around Cape Town and Blouberg. We challenged ourselves, having fun. We shared all the information we gained and learned tricks that we could use.

Just before COVID hit the world, we went to a fine art portrait workshop at Durbanville. Lynne Kruger-Haye (who recently judged our images) was the host. In February 2022, we went to a photographic art exhibition that reignited my photographic dreams. Lynne was one of the exhibitors. The exhibition was called "Level.up" and there was a workshop about Landscape Photography with Hougaard Malan. Through my friendship with Lynne, I met other artists and photographers. She invited me to join their adventure for another exhibition. I accepted the challenge but was not really convinced that I could make it - the artwork exhibited was so artistic!!! I have to learn on my own so I decided to take photography courses.

FROM PHOTOGRAPHY TO FINE ART PHOTOGRAPHY

Simply defined, photography is a process of capturing light and information on a physical subject. A large variety of photographic techniques and media are used in that process. One of them is the camera. To get a good image, the photographer must control the camera and the lenses. Photography requires to capturing a moment in time while using good techniques (precision with good exposure, composition, balance between light and shadow). It is a great tool for telling stories without words.

One of the definitions of art photography in Wikipedia is: "Photography [that] is done as a fine art – that is, done to express the artist's perceptions and emotions and to share them with others".

"Art photography is designed to create a specific visual effect and can often be more abstract than fine art Photography. Fine art photography is often considered the highest form of photography by expressing the photographer's intent. Defining what makes a photograph a fine art photograph can be challenging." (Martin Osner)

Wikipedia says that "fine art photography is photography created in line with the vision of the photographer as artist using photography as a medium for creative expression...".

In my learning process, I found it difficult to make the difference clear between photography, art photography and fine art photography.



PROUD OF MY BELLY

Pregnancy silhouette (before) / Martha (B & W conversion / Pregnancy silhouette snapseed (edited on snapseed to get the noisy background)



BIKER 15

Image DSC 566 (before) / Biker 15 CCC open category

Technique: double exposure, acrylic, watercolor

Those pictures are good examples to draw the boundaries between photography and fine art photography. In photography we start with exposure, we have precision and natural colors. In art, we start with a concept or an idea and we have imprecision, texture, noise, and unrealistic or unnatural colors.

BUILDING A PHOTOGRAPHY PROJECT

On my journey, I changed my photographic behaviours. I do not take my camera bag without knowing which settings and lenses I need to get the images I want. I think about a photography project and plan accordingly. How can we build a photography project (or a body of work)?

THE TECHNIQUE OF JOURNALING: PUT YOUR IDEAS TOGETHER

Building a photography project is about putting together a series of images that will tell a story. The first step is to start a journal where you try to define your idea, concept or vision... The journaling process will end when the series of images have been achieved. Your photography journal should be with you all the time. It is as precious as your camera. Listen to your inner soul to know how and when you get inspired. I sometimes get inspired when I sleep!

1

CREATION CHECKLIST AND TECHNIQUE

Once you have your vision, try to answer a few questions:

- Why this idea or concept? What is meaningful for you?
- What are the themes around your idea? What visuals are you imagining?
- What is the message or the story you want to tell? Who is going to be the subject? What approach is suitable for this concept?
- For whom is the message? What are the emotions you want to stir in the viewer?
- What are the photographic techniques you will need to achieve your project?
- What do you need for the shot? How to do it differently?

You should also try to envision how the project could go wrong. Consider cohesion throughout the series of images.

The techniques and mediums you choose will qualify your art as a photographer, art photographer or fine art photographer. In photography, you are creating from your camera. In fine art photography, you add mixed media to your creativity from your camera.

2

FIND A SUITABLE STYLE

The second step is to look at what has already been done in your topic. Look for an artist (painter, photographer) and find what you like in this artist's work. Get inspired by his characters without copying and pasting his artwork. What input can you add?

Then find a subject and experiment with the techniques you have selected till you are satisfied. This might be a long process according to what the artist/photographer wants to achieve.

3

JUDGE YOUR WORK

As you progress, judge your work. You should feel an affinity. Here again you must answer questions like: How can I create more interesting images? What do I want?

- Here are some questions you can use to judge your art:
- Is the context relevant (physical, social, ethics)?
- Is there an emotional connection between the viewer and the image? I intentionally leave my drafts in our kitchen to listen to the comments. I have a board in our lunch area where I print my drafts as I am progressing.
- Is the technique aligned to your narrative?
- What about the composition? What is the first impression? In your composition, do you have shapes, form, lines, colour....? Is there a place for the viewer's eyes to rest? Is your processing sharp, ghosting, noisy, etc?

Score yourself.

4

SUBMIT OR PRINT

I have summarized in a few points what I have been busy practicing for a couple of months now. I would now like to end with an announcement:

I will have my first fine art photography exhibition in August.

In the second part of this article, I will share some composing techniques that we can use to improve our images as a club.

[Watch Prelude On Youtube](#)

PART 2
AVAILABLE IN THE
NEXT EDITION

SHOOT NEWS



The June shoot took place on Sunday 25th at the V & A Waterfront. Ten members attended the shoot. It was a chilly morning but luckily for us all it didn't rain.

The Waterfront offers many different photographic opportunities and was well suited to the theme of the month being "Hands & Feet in Motion." It didn't take members long to disperse and get on with the task at hand. We met for coffee at Vida where a great photographic discussion took place. The shoot was enjoyed by all and 9 images were submitted into the shoot category.

Thank you to Reinette Kydd for organising the shoot and to Robert McCracken for taking the group shots.

Michele-Ann Nel





RAFFLE NEWS

Successful Fundraiser

As you all know, we have an artist in our midst. His name is Dr Irvine Eidelmann.

Irvine donated 2 pieces of his Pewter artworks to the club in order to raise funds after “Stan” took a large bite out of our bank balance.

A raffle was organised and the members who attend club meetings on a regular basis, all offered to assist in selling tickets.

We are proud to say that a total of R1760 was raised.

The draw was completed in the clubhouse, and Irvine handed over the prizes to the two lucky winners, Christel and Stanley.

Irvine continued to support the club by donating further art pieces which will be raffled during the course of the year. The funds raised will assist in building up the club's bank balance.

A big thank you to Irvine for donating the artwork, to Reinette Kydd for being the driving force behind this and to all the members for buying/selling the tickets.

Thank you,

The Committee





SALON NEWS

UPCOMING SALONS

Sandton 9th National Digital Salon

12 August 2023

[Download Brochure](#)

Midlens 2nd Digital Salon

26 August 2023

[Download Brochure](#)

1st Maritzburg Camera Club Salon

9 September 2023

[Download Brochure](#)

ACCEPTANCES

Kriel Foto club 2nd Digital Salon



Chris Kinross - Elephant Games - COM



Chris Kinross - Kalahari Rainbow



Chris Kinross - Boys And Their Toys



Chris Kinross - Playing Tag



Michele Kinross - Best Friends



Michele Kinross - Kung Fu

ACCEPTANCES

PSSA National Salon of Photography 2023



Michele Kinross - Namibia

ACCEPTANCES

South African Visual Arts Society (SAVAS) 3rd National Salon



Chris Kinross - Kalahari Rainbow



Chris Kinross - Forgotten



Chris Kinross - African Bull Frog



Michele Kinross - Best Friends



Michele Kinross - Rednecked And Prey

7 August

Club Meeting

14 August

**Workshop - Street Photography In
Black & White - Details TBA**

20 August

Shoot TBA

28 August

Submissions Due For September Meeting

4 September

Club Meeting



CALENDAR



Disclaimer:

The editor draws on information from varied sources for use in the newsletter. This is done in good faith and indemnifies the club from any possible misuse or violation of copyright.