



The Photographic Society  
of South Africa

JAP  
Workshops



# JUDGING

1. An Introduction to Judging
2. The pitfalls of judging

to form an opinion  
after careful consideration



# The Photographic Society of South Africa

JAP  
Workshops



1. An Introduction to Judging
2. The pitfalls of judging
3. Getting the score right







Social Media - Club - Salon - Honours

↓ ↓ ↓ ↓  
Likes/Sharing - Teaching - Competition - Examination



The background of the slide is a blurred, close-up photograph of an elephant's head and tusks. The image is heavily motion-blurred, creating a sense of rapid movement or a fast-paced environment. The colors are muted, with shades of brown, grey, and green. The text is overlaid on this background in a bright yellow-green color.

Club Judging - Teaching

GETTING THE SCORE RIGHT

How important is the score?



A blurred background image of an elephant's head and trunk, with the text overlaid in yellow. The elephant is facing right, and its trunk is visible in the lower right. The background is a mix of dark and light green and brown tones, suggesting a natural outdoor setting.

# Club Judging - Teaching

## GETTING THE SCORE RIGHT

### How important is the score?

It is important but it does need to be backed up by valid reasons why the score was given

- this is the teaching element of club judging.



The Photographic Society  
of South Africa

Eddie Sethna  
Hon RPS, FRPS, AFIAP  
An Analysis of Judging

In good judging I found that three attributes of the picture were taken into account:

1. What the picture communicates - the message - 50 - 60%
2. The Content of the Picture - the medium - 30 - 35%
3. The Technical aspects of the picture - 10 - 15%







1. What the Picture communicates - the message - 50 - 60%





1. What the Picture communicates - the message - 50 - 60%

8



1. What the Picture communicates - the message - 50 - 60%

8

2. The Content of the Picture - the medium - 30 - 35%





1. What the Picture communicates - the message - 50 - 60%

8

2. The Content of the Picture - the medium - 30 - 35%

5



1. What the Picture communicates - the message - 50 - 60%

8

2. The Content of the Picture - the medium - 30 - 35%

5

3. The Technical aspects of the Picture - 10 - 15%





1. What the Picture communicates - the message - 50 - 60%

8

2. The Content of the Picture - the medium - 30 - 35%

5

3. The Technical aspects of the Picture - 10 - 15%

0

---

13



1. What the Picture communicates - the message - 50 - 60%

8

2. The Content of the Picture - the medium - 30 - 35%

5

3. The Technical aspects of the Picture - 10 - 15%

0

---

13

	SVM	Goud	Silver	Brons	Geen
1 Ster	11-15	8-11	6-7	4-5	1-3
2 Ster	12-15	9-11	7-8	5-6	1-4
3 Ster	13-15	10-12	8-9	6-7	1-5
4 Ster	13-15	11-12	9-10	7-8	1-6
5 Ster	13-15	12	10-11	8-9	1-7



A great image BUT it is not correctly focused and therefore should NOT get a COM or even a GOLD!






# The Photographic Society of South Africa

1. What the **Picture** communicates - the message  
50 - 60%
2. The Content of the **Picture** - the medium  
30 - 35%
3. The Technical aspects of the **Picture**  
10 - 15%

It is all very well to give points in this way  
but be careful of spending too much time working  
out the score and forgetting the picture!






The Photographic Society  
of South Africa

# Eddie Sethna Hon RPS, FRPS, AFIAP An Analysis of Judging

In good judging I found that three attributes of the picture were taken into account:

1. What the picture communicates - the message
2. The Content of the Picture - the medium
3. The Technical aspects of the picture







The Photographic Society  
of South Africa

Eddie Sethna  
Hon RPS, FRPS, AFIAP  
An Analysis of Judging

In good judging I found that three attributes of the picture were taken into account:


1. What the picture communicates - the message

It is neither essential nor important for a judge to find out what the author of the picture was trying to communicate.

What matters is what feelings and thoughts it engenders in the viewer - - in this case the judge.

2. The Content of the Picture - the medium

3. The Technical aspects of the picture





The Photographic Society  
of South Africa

Eddie Sethna  
Hon RPS, FRPS, AFIAP  
An Analysis of Judging

In good judging I found that three attributes of the picture were taken into account:

1. What the picture communicates - the message

It is neither essential nor important for a judge to find out what the author of the picture was trying to communicate.

What matters is what feelings and thoughts it engenders in the viewer - - in this case the judge.

2. The Content of the Picture - the medium

What appears good to the eye does not necessarily make a good photograph.

3. The Technical aspects of the picture





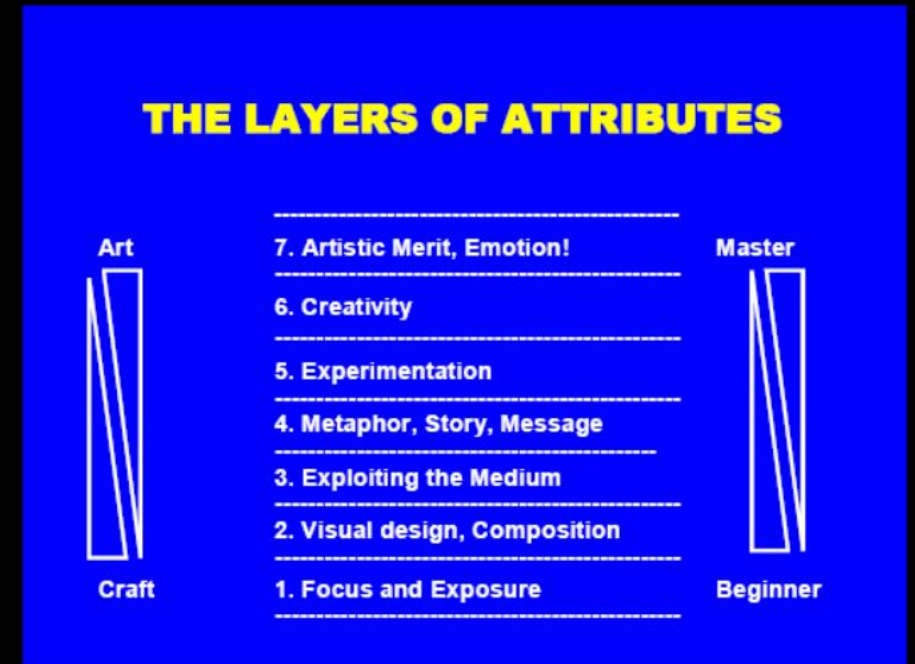


The Photographic Society  
of South Africa

# Hendrik Ferreira FPSSA On Judging and Evaluation

Given that a photograph may have different levels of attributes, I asked myself how do I intuitively arrive at an assessment, or how do I compare photographs to indicate my preference for a winner?

I arrived at the scheme in the accompanying diagram.





I arrived at the scheme in the accompanying diagram.

Of course any such proposed scheme is debatable and also, quantification can never be an exact process.

However, this scheme may at least be a starting point for further discussion.

## THE LAYERS OF ATTRIBUTES

Art



Craft

7. Artistic Merit, Emotion!

6. Creativity

5. Experimentation

4. Metaphor, Story, Message

3. Exploiting the Medium

2. Visual design, Composition

1. Focus and Exposure

Master



Beginner



# 12+ Elements of an Excellent Photo


1. Impact
2. Technical Excellence
3. Creativity
4. Style
5. Composition
6. Presentation
7. Colour Harmony
8. Centre of Interest
9. Lighting
10. Subject Matter
11. Technique
12. Story Telling
13. Title





# 12+ Elements of an Excellent Photo

1. Impact
2. Technical Excellence
3. Creativity
4. Style
5. Composition
6. Presentation
7. Colour Harmony
8. Centre of Interest
9. Lighting
10. Subject Matter
11. Technique
12. Story Telling
13. Title





However, good judging does require some flexibility in the weighting.





The Photographic Society  
of South Africa

## Discussion on reading

Of Photographic Importance  
– Morne Condon

In a world where we routinely burn billions of pixels every day, we forget what a photo can mean, while we pursue the perfect image that means nothing at all.





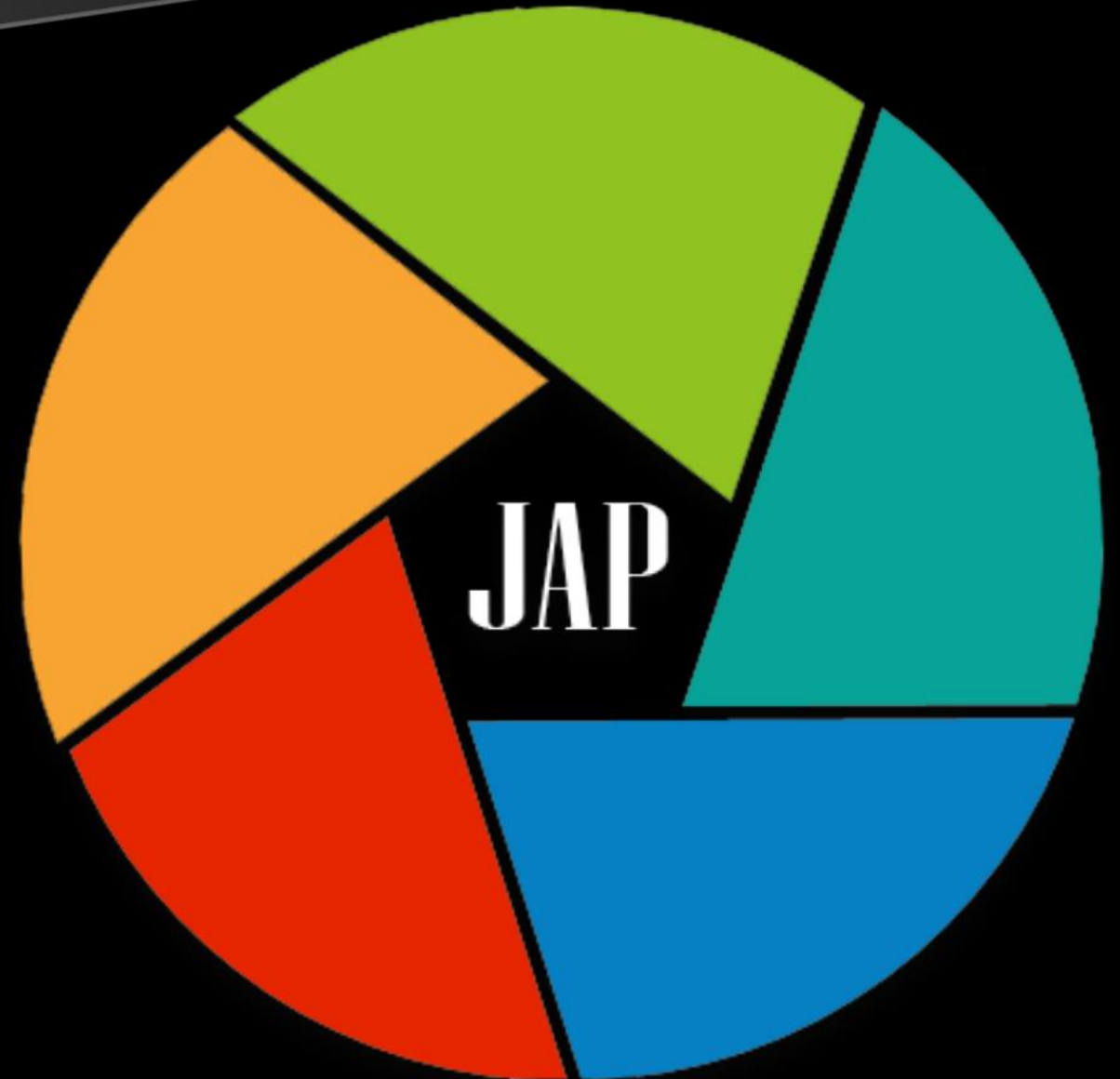


The Photographic Society  
of South Africa

## Discussion on reading

Judging Poor Pictures  
– Chris Forster

Firstly, we should agree on  
a standard for  
“good” photographs.



# Judging Poor Pictures by Chris Forster EFIAP FBPE

Firstly, we should agree on a standard for “good” photographs.

Any photograph that is technically adequate has some merits, but since the camera does most of the work for us these days, we should try to move beyond “point and shoot”.

I believe that club photographers should be aiming to achieve photos that would be likely to be accepted at national exhibitions.

A judge who is asked to compare a photograph to exhibition standards obviously has to have some personal experience of national exhibitions.

This is not always the case and is, in my opinion, a major cause of poor judging at camera clubs.





# Judging Poor Pictures

## by Chris Forster EFIAP FBPE

Firstly, we should agree on a standard for “good” photographs.

Any photograph that is technically adequate has some merits, but since the camera does most of the work for us these days, we should try to move beyond “point and shoot”.

I believe that club photographers should be aiming to achieve photos that would be likely to be accepted at national exhibitions.

A judge who is asked to compare a photograph to exhibition standards obviously has to have some personal experience of national exhibitions.

This is not always the case and is, in my opinion, a major cause of poor judging at camera clubs.

## So what is national exhibition/salon standard?



Entered three times accepted once







The Photographic Society  
of South Africa

so .... how do you get the score right?



The Photographic Society  
of South Africa

so .... how do you get the score right?

*PSSA Guidelines*

## **Craft**

*Correct Exposure*

*Correct Focus*

*Correct Post Processing*

*Image Clean & Well Presented*

## **Art**

*A good understanding of line, shape and form*

*An effective element of composition*

*Impact*

*Knowledge of how and when to crop*







*PSSA Guidelines*

## **Craft**

*Correct Exposure*

*Correct Focus*

*Correct Post Processing*

*Image Clean & Well Presented*

## **Art**

*A good understanding of line, shape and form*

*An effective element of composition*

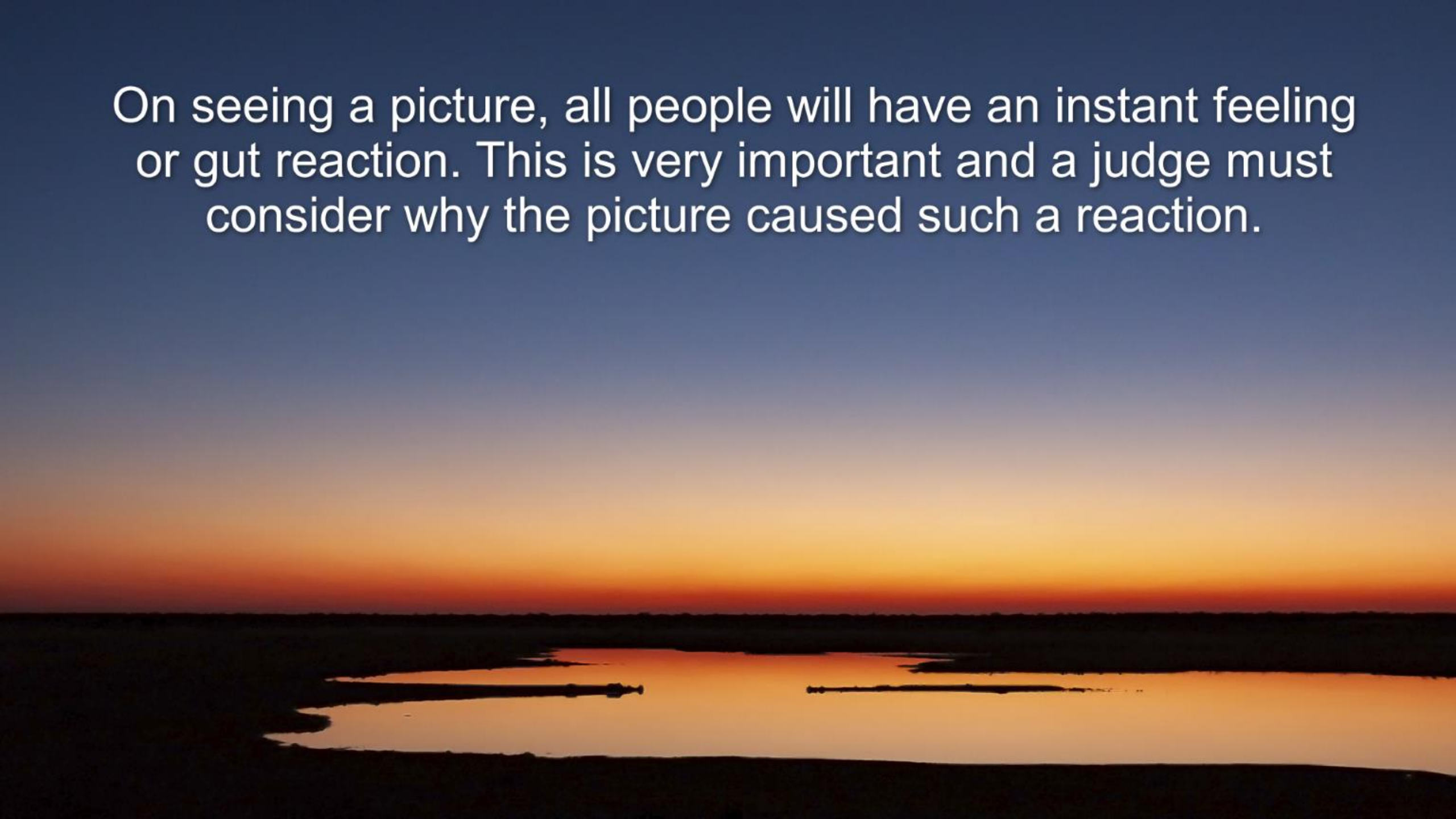
*Impact*

*Knowledge of how and when to crop*



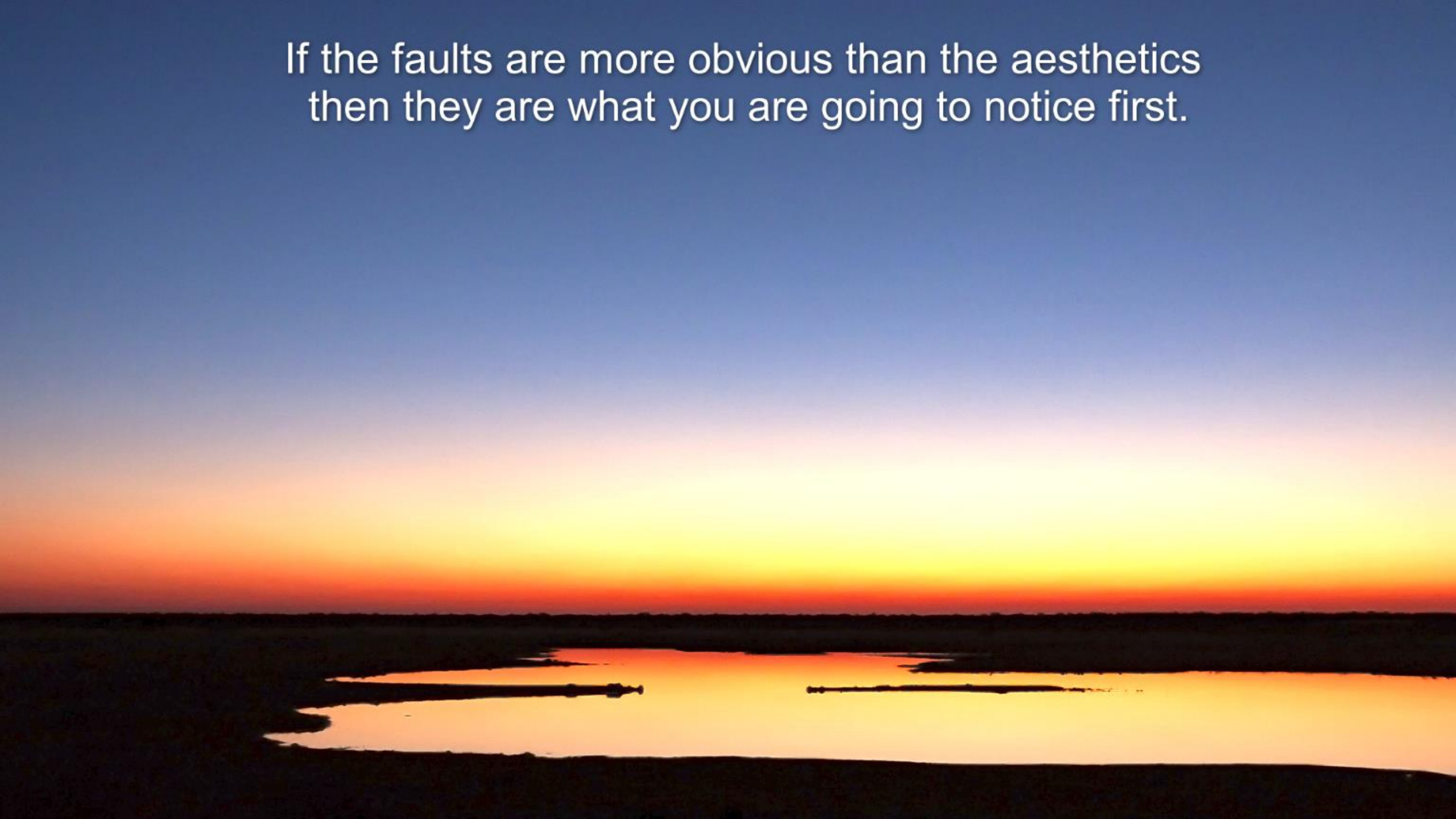


On seeing a picture, all people will have an instant feeling or gut reaction. This is very important and a judge must consider why the picture caused such a reaction.

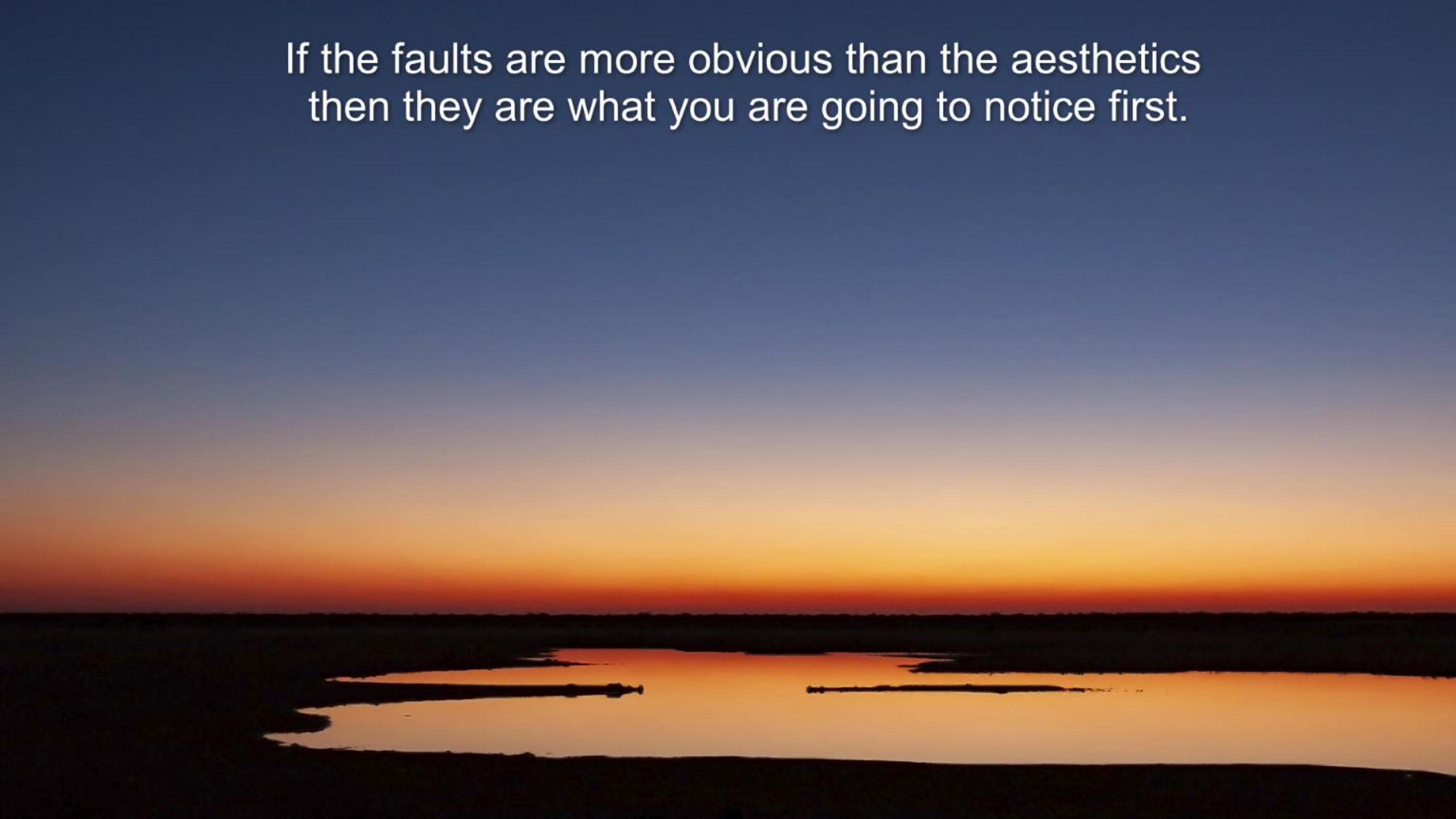




If the faults are more obvious than the aesthetics then they are what you are going to notice first.



If the faults are more obvious than the aesthetics  
then they are what you are going to notice first.





# Getting the score right

A good photo is one with great orchestration of all the facets of photography, that ends in a pleasing image.

Exposure,  
Composition, Focus,  
Presentation

## Looking beyond the basics

Light & Lighting,  
Impact, Mood, Story







# The Photographic Society of South Africa

VFV (15 Punt Glyskaal)												
		18-19.		20-22.		23-31.			32-45.			
<b>1 Ster</b> (1)	Brons (0 Punte)	<b>Brons (1 Punt)</b>		<b>Silwer (2 Punte)</b>		<b>Goud (3 Punte)</b>			<b>Meriete Sertifikaat (4 Punte)</b>			
		18-19.		20-25.		26-34.			35-45.			
<b>2 Ster</b> (2)	<b>Brons (0 Punte)</b>		<b>Brons</b>		<b>Silwer</b>		<b>Goud</b>			<b>Meriete Sertifikaat</b>		
			18-22.		23-28.		29-37.			38-45.		
<b>3 Ster</b> (3K, 3)	<b>Brons (0 Punte)</b>			<b>Brons</b>		<b>Silwer</b>		<b>Goud</b>			<b>Meriete Sertifikaat</b>	
				18-25.		26-31.		32-37.		38-45.		
<b>4 Ster</b> (4K, 4)	<b>Brons (0 Punte)</b>				<b>Brons</b>		<b>Silwer</b>		<b>Goud</b>		<b>Meriete Sertifikaat</b>	
					18-28.		29-34.		35-37.	38-45.		
<b>5 Ster</b> (5K, 5)	<b>Brons (0 Punte)</b>					<b>Brons</b>		<b>Silwer</b>		<b>Goud</b>	<b>Meriete Sertifikaat</b>	
							18-31.	32-34.	35-37.	38-45.		
<b>Meester</b> (MK, MB, MS, MG, MP, MD)	<b>Brons (0 Punte)</b>							<b>Brons</b>	<b>Silwer</b>	<b>Goud</b>	<b>Meriete Sertifikaat</b>	
							18-34.	35-37.	38-40.	41-45.		
<b>Senior Meester</b> (SMB, SMS, SMG, SMP, SMD)	<b>Brons (0 Punte)</b>							<b>Brons</b>	<b>Silwer</b>	<b>Goud</b>	<b>Meriete Sertifikaat</b>	













































The Photographic Society  
of South Africa

# so .... what is judging all about?

You judge the image,  
not the person or the place  
or the difficulty.

**It doesn't matter what it is,**

you judge the image  
as presented.

